

NOTES:

1. MATERIALS AND FINISHES:

BODY & HEX NUT - BRASS, NICKEL PLATING  
 CONTACT - BeCu, SILVER PLATING  
 INSULATOR - PTFE, NATURAL  
 LOCK WASHER - PHOSPHOR BRONZE, NICKEL PLATING  
 GLASS BEAD ASSEMBLY - TIN PLATING

2. ELECTRICAL:

A. IMPEDANCE: NON-CONSTANT  
 B. DIELECTRIC WITHSTANDING VOLTAGE : 5000 VRMS, MIN  
 C. INSULATION RESISTANCE : 50000 MΩ MIN.

3. MECHANICAL:

A. DURABILITY: 500 CYCLES, MIN.  
 B. TEMPERATURE RANGE: -65° C TO +165° C

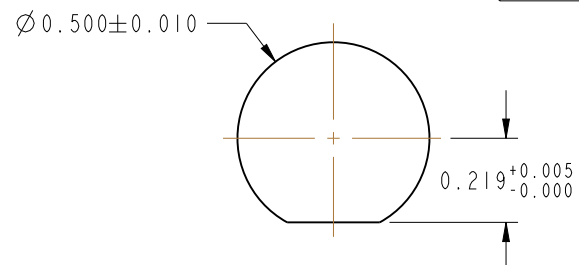
4. PACKAGING:

A. QUANTITY: SINGLE PACK  
 B. MARKING: BAG TO BE MARKED  
 "AMPHENOL RF, 28400, AND DATE CODE"

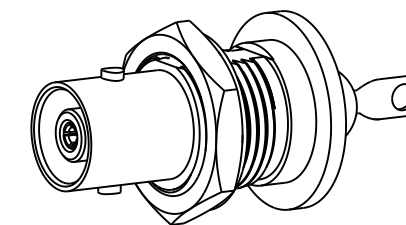
THIRD ANGLE PROJ.

REVISIONS

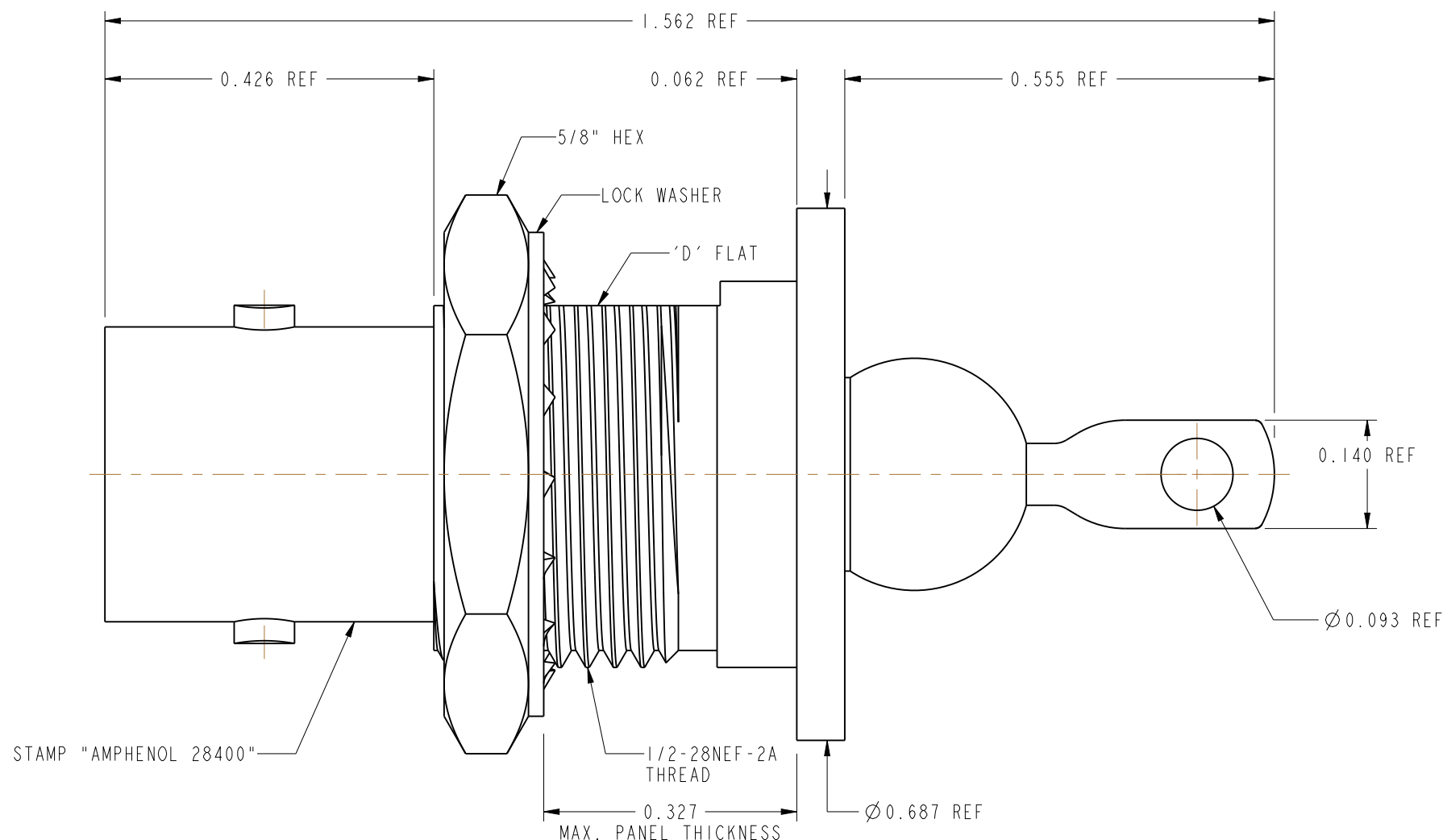
REV	DESCRIPTION	DATE	ECO	APPR
--	RELEASE TO MFG.	--	--	--
T	REDRAWN IN PRO-E & COD SHEET ADDED	2/11/16	50890	AAP



**RECOMMENDED MOUNTING HOLE DIMENSIONS**



SCALE 1.500



**CUSTOMER OUTLINE DRAWING**

ALL OTHER SHEETS ARE FOR INTERNAL USE ONLY

UNLESS OTHERWISE SPECIFIED, DIMENSIONS ARE IN INCHES AND TOLERANCES ARE: 2 PLACE DECIMAL 3 PLACE DECIMAL ANGLES $\pm 0.015$ (0,381 mm) $\pm 0.005$ (0,127 mm) $\pm 1^\circ$	MATERIAL	DRAWN	DATE	TITLE MHV STR BHD JACK, IP 67 PRESSURIZED, FLAT TAB, RECEPTACLE 5000 VOLTS	Amphenol RF www.amphenolrf.com	
	SEE NOTES	A ARUN PRABU	18-Nov-15			
NOTICE - These drawings, specifications, or other data (1) are, and remain the property of Amphenol corp. (2) must be returned upon request; and (3) are confidential and not to be disclosed to any person other than those to whom they are given by Amphenol Corp. the furnishing of these drawings, specifications, or other data by Amphenol Corp., or to any other person to anyone for any purpose is not to be regarded by implication or otherwise in any manner licensing, granting rights to permitting such holder or any other person to manufacture, use or sell any product, process or design, patented or otherwise, that may in any way be related to or disclosed by said drawings, specifications, or other data.	REFERENCE EAR #	ENGINEER	DATE	SCALE: 5.0:1.0	SHEET 2 OF 2	
	CONFIGURATION LEVEL: In Work	K. CAPOZZI	18-Nov-15	2/11/16	DWG SIZE	REV
	FINISH	CAD FILE	B	T	DRAWING NO.28400	ITEM NO.28400
					PART NO.28400	