



## 100/102/122 Series Low Profile Circuit Board Mount Fuse Clips for 1/4" Diameter Fuses RoHS



### Product Characteristics

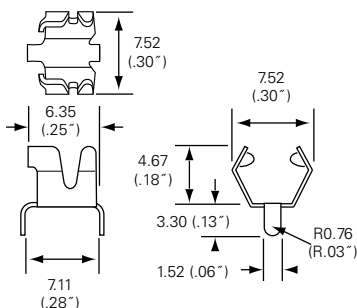
	102 080	122 090	100 058
<b>Compatible Fuse Size</b>	<b>1/4" Diameter and 6.3mm Fuses</b>		
<b>Current Level</b>	15 Amps max	30 Amps max	15 Amps max

### Agency Approval

Agency	Agency File Number		
	<b>102 080</b>	<b>122 090</b>	<b>100 058</b>
	E14721		

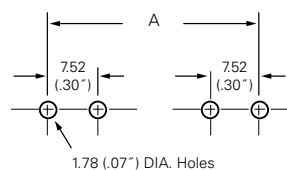
### Product Dimensions

#### 102/122 Series



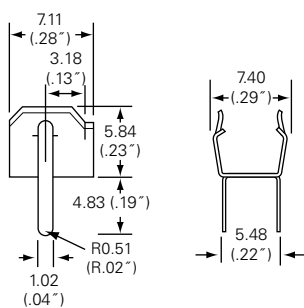
#### Mounting Dimensions for 102/122 Series

Nominal Fuse Length	"A" Length
5/8	.760
3/4	.880
7/8	1.005
1	1.130
1 1/16	1.195
1 1/4	1.380
1 7/16	1.570



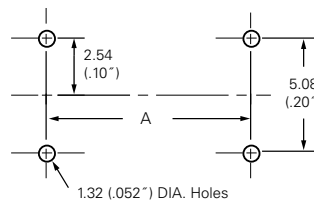
#### Recommended Mounting Dimensions

#### 100 Series



#### Mounting Dimensions for 100 Series

Nominal Fuse Length	"A" Length
1	0.781
1 1/14	1.035
1 7/16	1.250



#### Recommended Mounting Dimensions

## Ordering Information

Ordering PN*	Catalog No.	Clip Material	Plating	Style	Packaging Available
0102 0080	102 080	Spring Brass	Tin-plated	Ear	Z
0122 0090	122 090	Beryllium Copper	Silver-plated	Ear	Z & ZR
0100 0058	100 058	Spring Brass	Tin-plated	Ear	Z

**Add Suffix to the Ordering PN for Packaging**

"Z" = for bulk package, 2000pcs

ZR = Tape and reel package, 500pcs

## Additional Information



**Datasheet  
100 Series**



**Resources  
100 Series**



**Samples  
100 Series**



**Datasheet  
102 Series**



**Resources  
102 Series**



**Samples  
102 Series**



**Datasheet  
122 Series**



**Resources  
122 Series**



**Samples  
122 Series**

**Disclaimer Notice** - Information furnished is believed to be accurate and reliable. However, users should independently evaluate the suitability of and test each product selected for their own applications. Littelfuse products are not designed for, and may not be used in, all applications. Read complete Disclaimer Notice at: [www.littelfuse.com/disclaimer-electronics](http://www.littelfuse.com/disclaimer-electronics).