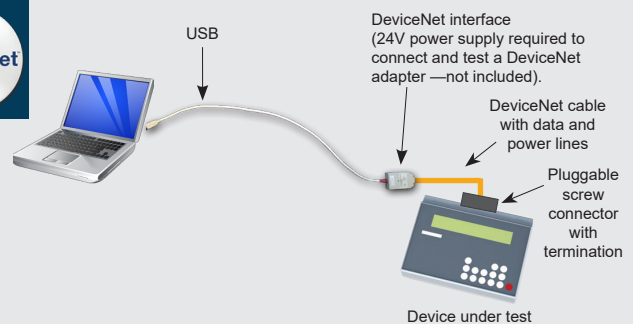
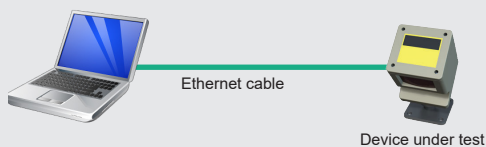

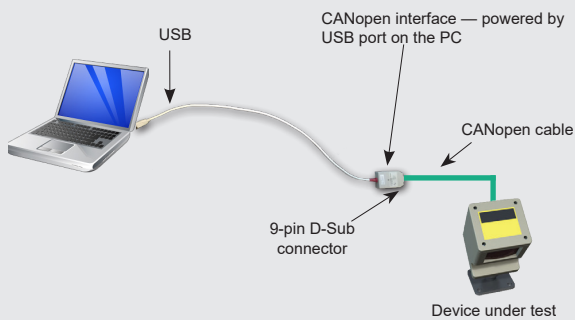


By using master simulators from HMS, you can set up and test slaves/adapters on PROFIBUS, PROFINET, CANopen, EtherNet/IP and DeviceNet without having a PLC in place.

Simply connect to your computer and you have a very cost-efficient alternative to a PLC or PC-card.



Available for:



Test your device without an expensive PLC

Master simulators are ideal for test-wiring of inputs and outputs and reading and writing analog values. They are useful during setup of slave/adapters in a network as well as during final inspection tests at the device manufacturer.

Industrial Ethernet versions are software-only, while fieldbus versions also include a converter interface which is used to connect the fieldbus cable to the PC.

No GSD/EDS files needed

During setup and maintenance, there may not be GSD/EDS available making master simulators especially useful for this scenario.











Key features

- Easy-to-use test and diagnostics tool.
- No programming required.
- Auto-detects slaves/adapters (even when GSD/EDS file is not available).
- Auto detection of I/O data size. (not for EtherNet/IP)



HMS provides a full 3 year product guarantee



TECHNICAL SPECIFICATIONS	 	 	 	 	 
Description	<p>Consists of a Windows-based software and an RS-232 to PROFIBUS converter which plugs into the PROFIBUS device. The converter is then connected to the PC's COM-Port via a serial connection cable.</p> <p>Two versions are available, one basic version for PROFIBUS-DP only, and a full version for both PROFIBUS-DP and DPV1.</p>	<p>Software only. An Ethernet cable is used to connect directly between the PC and the device under test.</p> <p>Two versions are available, one basic version for PROFINET and a Plus version which supports acyclic data, PROFIsafe and logging of I/O data.</p>	<p>Consists of a Windows-based software tool and a DeviceNet interface. The interface is plugged into the USB port of the PC and on the other side, there is a 9-pin D-Sub connector connecting to the DeviceNet device. The interface is powered from USB port.</p>	<p>Consists of a Windows-based software and a CANopen USB-converter interface. The interface is plugged into the USB port of the PC. On the other side, there is a 9-pin D-Sub connector connecting CANopen device. The interface is powered from the USB port.</p>	<p>Software only. An Ethernet cable is used to connect directly between the PC and the device under test.</p> <p>EIPScan is a fully-featured, PC-based EtherNet/IP Scanner Simulation Tool. (A dedicated network interface card is recommended. Needs to be configured by the user for the EtherNet/IP network (IP-Address, Subnet Mask etc.). Only IPv4 is applicable. Multiple network interfaces are supported simultaneously.)</p>
PC connection via	COM port (RS232)	Ethernet	USB	USB	Ethernet
Automatic scan	Yes. (Detects and identifies all operational slaves in a PROFIBUS network; even if the normally required GSD file is not available.)	-	Yes. (Detects and identifies all operational slaves in a DeviceNet network; even if the normally required EDS file is not available.)	Yes. (Detects and identifies all operational slaves in a CANopen network; even if the normally required EDS file is not available.)	Yes (Detects and identifies all EtherNet/IP devices in the network and shows them by their Identity Object attributes even if the normally required EDS-File is not available.)
PC requirements	Win 9X/2K/ME/XP/7	Win 9X/2K/ME/XP/Vista/7/8	Win 9X/2K/ME/XP/7	Win 9X/2K/ME/XP/7	Win XP/Vista/7 Microsoft .NET Framework 4 Client Profile installation required
Accessories	USB – Serial Converter Order no: 019570 Connects the PROFIBUS-DP or PROFIBUS-DPV1 Master Simulator to the USB interface of a PC.	-	DeviceNet Cable-Kit Order no: 017509 Consists of 2 m thin DeviceNet cable with a 9-pin D-Sub and one 5-pin pluggable screw connector, power supply cable, bus termination resistor.	-	-
Network-specific features	<ul style="list-style-type: none"> Read/Write of cyclic I/O data Read/Write of acyclic I/O data (DPV1) Auto Profibus slave address search Auto detection of I/O data size Works without GSD-File 	<ul style="list-style-type: none"> Read/Write of cyclic I/O data Read/Write of acyclic I/O data (plus version) PROFIsafe (plus version) Logging of I/O data (plus version) 	<ul style="list-style-type: none"> Read / Write of cyclic I/O data and explicit messaging data Auto DeviceNet address search Auto detection of I/O data size Works without EDS-File 	<ul style="list-style-type: none"> Read / Write of cyclic I/O data and explicit messaging data (SDO & PDOs) Auto CANopen address search Auto detection of I/O data size Works without EDS-File Supports all standard CANopen baudrates 	<ul style="list-style-type: none"> Read/Write of cyclic I/O data (Class 1 Connections) Read/Write of explicit messaging data (Unconnected Messages and Class 3 Connections) CIP File Retrieval (File Object uploading and downloading) Works without EDS-File
CONVERTER INTERFACE					
Size	62 mm x 34 mm x 15 mm	-	67 mm x 41 mm x 20 mm	67 mm x 41 mm x 20 mm	-
Power supply	5 Volt / 60 mA taken from the PROFIBUS interface of the device	-	DeviceNet interface powered by the PC/laptop	Powered by the PC/laptop USB port	-
Operating temperature	0-55°C	-	0-55°C	0-55°C	-
Max cable length	2 meters	-	2 meters	2 meters	-
Baudrate	19.2 kbit/s	-	125-500 kbit/s	5-1000 kbit/s	-
Certifications	CE certified and RoHS compliant	-	CE certified and RoHS compliant	CE certified and RoHS compliant	-
ORDERING INFORMATION					
Order code	017504 (Profibus-DP) 017505 (Profibus-DP/DPV1)	024710 (Basic) 024720 (Plus)	018410	019920	1.24.0034.03100
Delivery includes	PROFIBUS Master Simulator software CD, connection cable to connect the converter to a PC COM-Port and an RS-232/PROFIBUS converter.	Software download. License document provided by HMS.	DeviceNet Master Simulator software CD, DeviceNet (interface)	CANopen Master Simulator software CD, CANopen (interface)	EIPScan software, manual and license information