

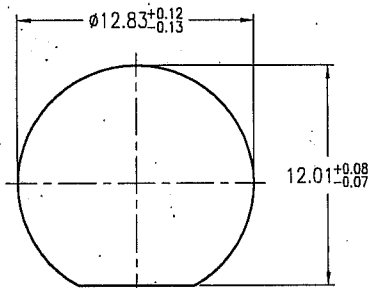
NOTES:

1. MATERIALS AND FINISHES:
 BODY - BRASS, NICKEL PLATING
 CONTACT - BERYLLIUM COPPER, SILVER PLATING
 INSULATOR - NORYL
2. ELECTRICAL:
 A. IMPEDANCE: 50 OHM
 B. FREQUENCY RANGE: DC 0-11 GHz
 C. DIELECTRIC WITHSTANDING VOLTAGE: 1500 VRMS, MIN.
3. MECHANICAL:
 A. DURABILITY: 500 CYCLES MIN.
 B. TEMPERATURE RANGE: - 65°C to +165°C
4. MAX. PANEL THICKNESS=4.83mm

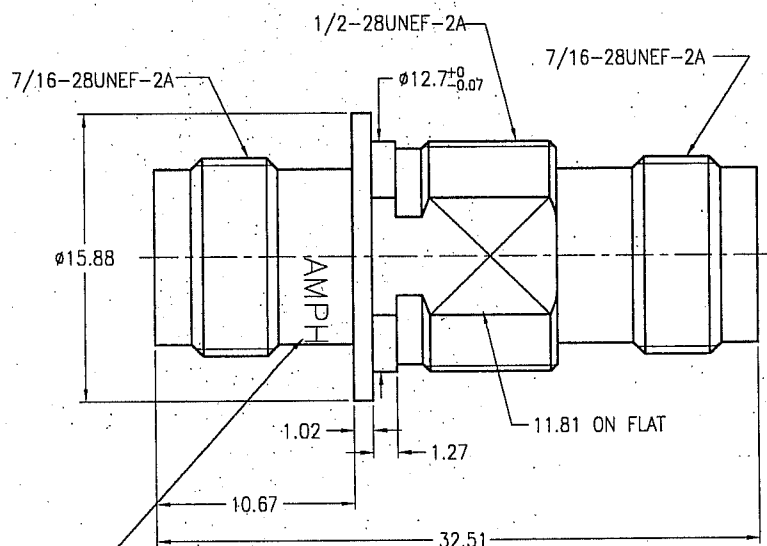
THIRD ANGLE PROJ.

REVISIONS

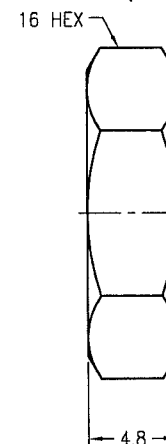
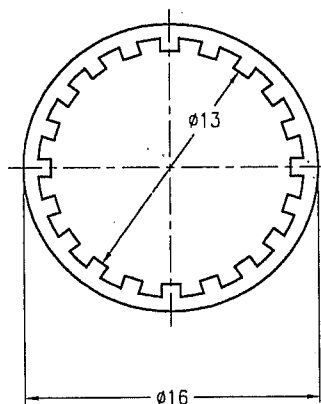
REV	DESCRIPTION	DATE	ECO	APPR
A	RELEASE TO MFG.	18-Aug-03	--	TOM
F	REDRAWN TO UPDATE FORMAT	10-Dec-08	47208	



RECOMMENDED MOUNTING HOLE



STAMP "AMPHENOL 31-4804"



CUSTOMER OUTLINE DRAWING

ALL OTHER SHEETS ARE FOR INTERNAL USE ONLY

UNLESS OTHERWISE SPECIFIED, DIMENSIONS ARE IN METRIC AND TOLERANCES ARE: 0.5 - 6mm ±0.1mm 6 - 30mm ±0.2mm 30 - 120mm ±0.3mm ANGLES ±1°	MATERIAL	DRAWN N.CAO	DATE 18-Aug-03	TITLE TNC JACK TO JACK BULKHEAD ISOLATED ADAPTOR	Amphenol RF Danbury CT USA, Tainan Taiwan, Shenzhen China www.amphenolrf.com
	REFERENCE	ENGINEER N.CAO	DATE 18-Aug-03	APPROVED TOM	DRAWING NO. 31-4804
NOTICE - These drawings, specifications, or other data (1) are, and remain the property of Amphenol Corp. (2) must be returned upon request; and (3) are confidential and not to be disclosed to any person other than those to whom they are given by Amphenol Corp. The furnishing of these drawings, specifications, or other data by Amphenol Corp., or to any other person to anyone for any purpose is not to be regarded by implication or otherwise in any manner licensing, granting rights or permitting such holder or any other person to manufacture, use or sell any product, process or design, patented or otherwise, that may in any way be related to or disclosed by said drawings, specifications, or other data.	FINISH	CAD FILE F:\DWG\CNPD\31\4804-FSZ	DATE 18-Aug-03	SCALE: 2.5/1	SHEET 2 OF 2
				DWG SIZE B	CODE ID 74868
					ITEM NO. 31-4804
					PART NO. 31-4804