

NOTES:

1. MATERIALS AND FINISHES:
 BODY - PHOSPHOR BRONZE, NICKEL PLATING
 SHELL - BRASS, NICKEL PLATING
 CONTACT PIN - BRASS, GOLD PLATING
 INSULATORS - PTFE, NATURAL
 SPRING - BeCu, NICKEL PLATING
 GASKET - SILICONE RUBBER, RED

2. ELECTRICAL:
 A. IMPEDANCE: 75 OHM
 B. FREQUENCY RANGE: DC - 12 GHz
 C. RETURN LOSS: 20 dB MIN @ DC - 6 GHz
 15 dB MIN @ 6 - 12 GHz
 D. DIELECTRIC WITHSTANDING VOLTAGE: 1500 VRMS, MIN.

3. MECHANICAL:
 A. DURABILITY: 500 CYCLES MIN.
 B. TEMPERATURE RANGE: -30°C TO +85°C

4. CRIMPED FERRULE HEX. CRIMP SIZE .256"

5. CRIMPED CONTACT PIN SQ. CRIMP SIZE .042" OR SOLDER

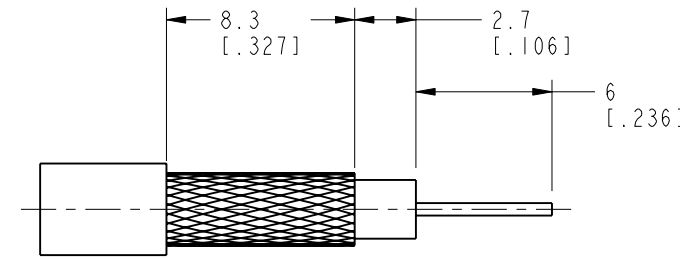
6 SHOWS CABLE ENTRY DIMENSIONS

7. PACKAGING:
 A. QUANTITY: SINGLE PACK
 B. BAG TO BE MARKED: AMPHENOL RF
 31-70554-12G
 YYWW

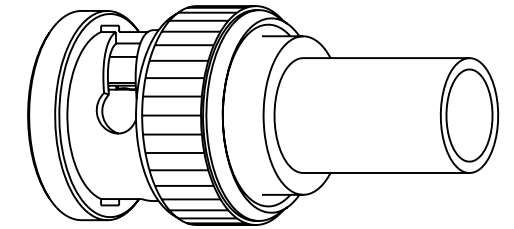
THIRD ANGLE PROJ.

REVISIONS

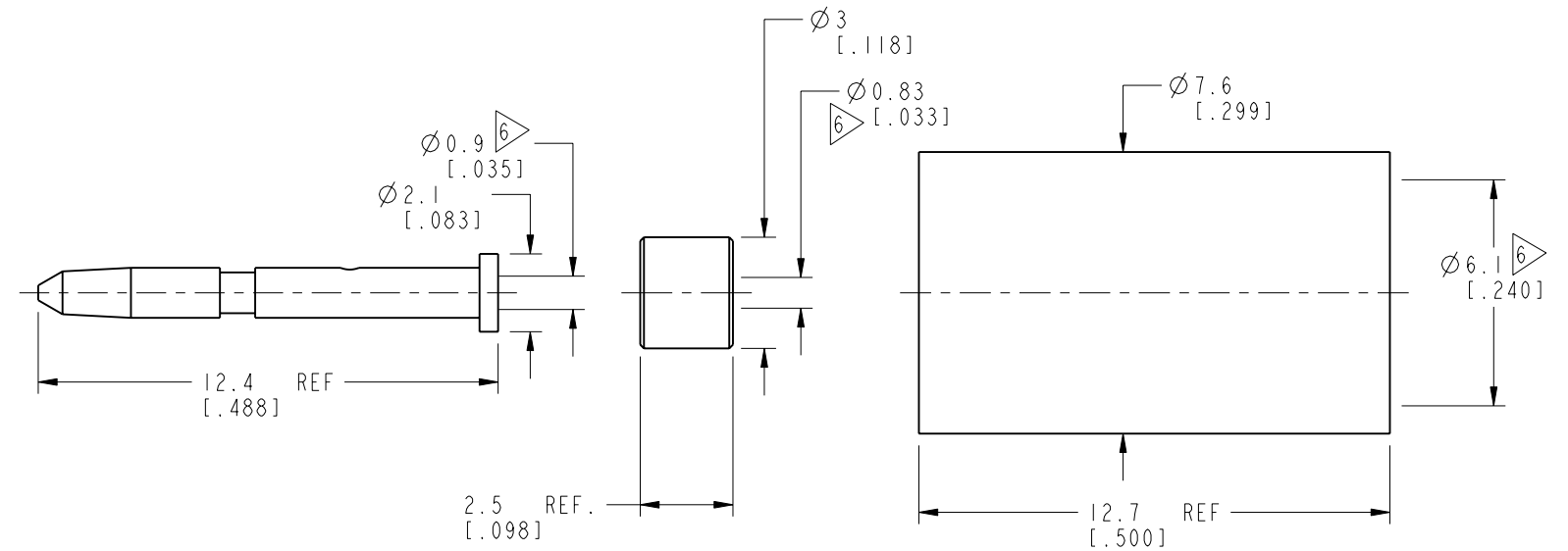
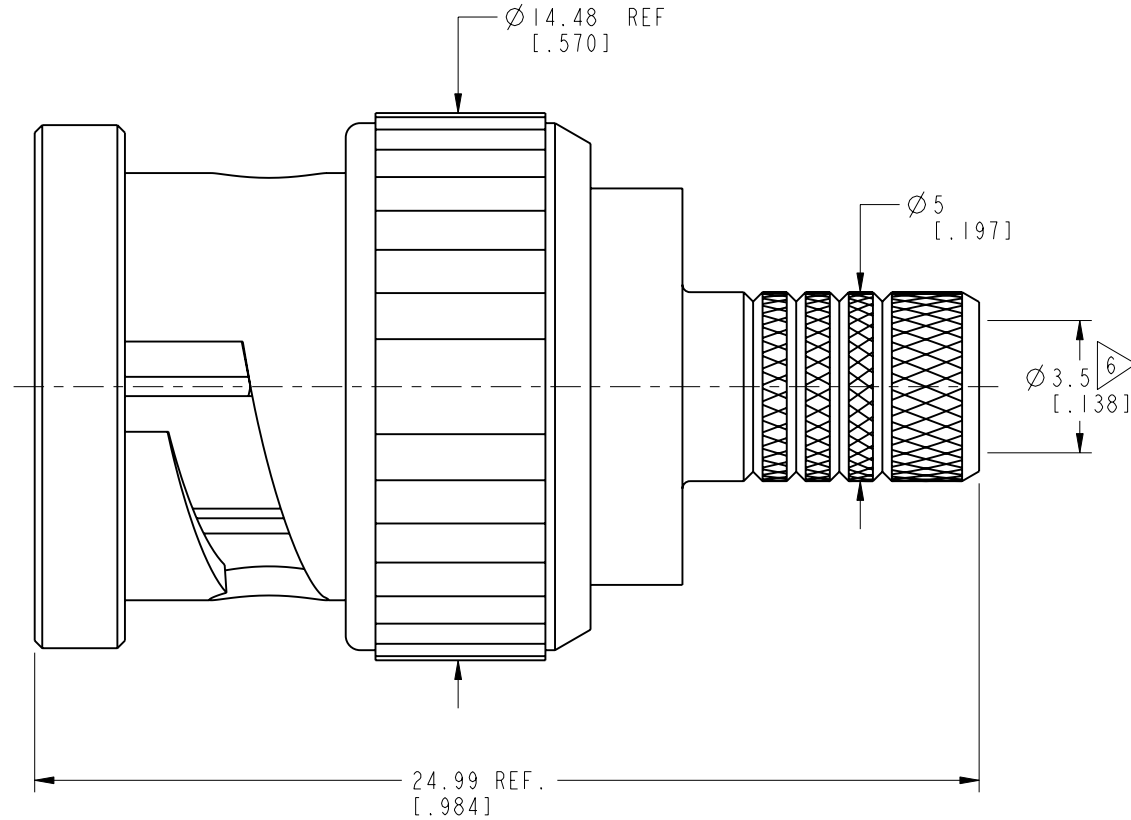
REV	DESCRIPTION	DATE	ECN	APPR
A	RELEASE TO MFG.	23-Oct-18	09442	SV



RECOMMENDED CABLE STRIPPING DIMENSIONS



SCALE 2.000



CUSTOMER OUTLINE DRAWING

ALL OTHER SHEETS ARE FOR INTERNAL USE ONLY

UNLESS OTHERWISE SPECIFIED, DIMENSIONS ARE IN METRIC AND TOLERANCES ARE: <0.5mm ±0.05mm 0.5 - 6mm ±0.1mm 6 - 30mm ±0.2mm 30 - 120mm ±0.3mm ANGLES ±1°	MATERIAL SEE NOTES	DRAWN M. ZHANG	DATE 23-Oct-18	TITLE BNC CRIMP PLUG-75 OHM (CANARE L-3.3CUHD CABLE)		Amphenol RF www.amphenolrf.com
	REFERENCE EAR# 8258	ENGINEER S. VO	DATE 11-Jun-18			
NOTICE - These drawings, specifications, or other data (1) are, and remain the property of Amphenol corp. (2) must be returned upon request; and (3) are confidential and not to be disclosed to any person other than those to whom they are given by Amphenol Corp. the furnishing of these drawings, specifications, or other data by Amphenol Corp., or to any other person to anyone for any purpose is not to be regarded by implication or otherwise in any manner licensing, granting rights to permitting such holder or any other person to manufacture, use or sell any product, process or design, patented or otherwise, that may in any way be related to or disclosed by said drawings, specifications, or other data.	REF: CONFIGURATION LEVEL: In Work	CAD FILE	DWG SIZE B	SHEET 2 OF 2	REV A	DRAWING NO. 31-70554-12G
	FINISH					ITEM NO. 31-70554-12G