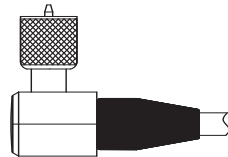


See page 128 for mating options.



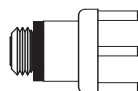
Plug

S-50 Ohm Series	S-70 Ohm Series	S-93 Ohm Series
032-0021-0001	032-0010-0001	032-0011-0001
032-0023-0001	032-0022-0001	032-0017-0001
032-0025-0001	032-0067-0001	032-0066-0001
032-0033-0001	032-0078-0001	032-0071-0001
032-0097-0001	032-0222-0001	032-0092-0001
032-0098-0001	052-0092-0001	032-0099-0001
032-0155-0001		052-0200-0001
032-0156-0001		
052-0213-0001		
052-0235-0001		
052-0235-0003		
052-0370-0001		
052-0542-0001		



Right-Angle Plug

S-50 Ohm Series	S-70 Ohm Series	S-93 Ohm Series
032-0015-0001	032-0013-0001	032-0014-0001
052-0204-0001	052-0299-0001	032-0068-0001
052-0215-0001	052-0379-0001	032-0153-0001
052-0337-0001		052-0207-0001
		052-0298-0001
		052-0304-0022



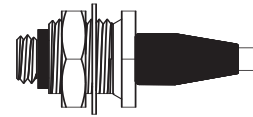
Printed Circuit Receptacle

S-50 Ohm Series	S-70 Ohm Series	S-93 Ohm Series
031-0059-0001	031-0069-0001	031-0067-0001
031-0062-0001		031-0080-0001
051-0450-0001		



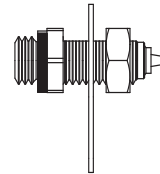
Jack

S-50 Ohm Series	S-70 Ohm Series	S-93 Ohm Series
031-0034-0001	031-0036-0001	031-0037-0001
051-0467-0001	031-0090-0001	031-0088-0001



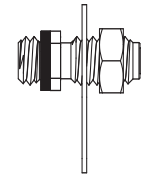
Bulkhead Jack

S-50 Ohm Series	S-70 Ohm Series	S-93 Ohm Series
031-0033-0001	031-0048-0001	031-0032-0001
		031-0089-0001



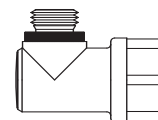
Receptacle

S-50 Ohm Series	S-70 Ohm Series	S-93 Ohm Series
031-0050-0001	031-0051-0001	031-0052-0001
051-0318-0001		



Receptacle

S-50 Ohm Series	S-70 Ohm Series	S-93 Ohm Series
031-0001-0001	031-0017-0001	031-0016-0001
031-0001-0003	031-0018-0001	031-0019-0001
031-0002-0001		031-0046-0001
031-0003-0001		
031-0024-0001		
051-0125-0001		

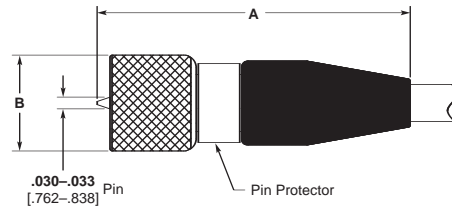


Right-Angle Printed Circuit Receptacle

S-50 Ohm Series	S-70 Ohm Series	S-93 Ohm Series
031-0061-0001	031-0072-0001	031-0073-0001
051-0459-0001		

Plugs

S-50, 70 & 93



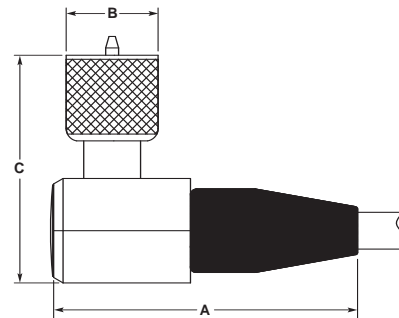
Part No.	Dim. A	Dim. B	Cable Jacket Max.	Special Features	Instruction Sheet No.	Former MICRODOT I.S. No.	Assembly Tool
S-50 Series (50 Ohm) .190 [4.83] -32 UNF-2B Thread							
032-0021-0001	.745 18.92	.230 5.84	Dia.	.087 2.21	'Solderless Assembly	408-08521	RF-ASMB-88 010-0003-0000
032-0023-0001	.745 18.92	.230 5.84	Dia.	.087 2.21	¹	408-08522	RF-ASMB-89 010-0003-0000
032-0025-0001	.745 18.92	.230 5.84	Dia.	.093 2.36	'Solderless Assembly	408-08521	RF-ASMB-88 010-0003-0000
032-0033-0001	.745 18.92	.230 5.84	Dia.	.093 2.36	¹	408-08522	RF-ASMB-89 010-0003-0000
032-0097-0001	.745 18.92	.250 6.35	Hex.	.087 2.21	'Solderless Assembly, Hex Nut	408-08521	RF-ASMB-88 010-0003-0000
032-0098-0001	.745 18.92	.250 6.35	Hex.	.087 2.21	Hex Nut	408-08522	RF-ASMB-89 010-0003-0000
032-0155-0001	.700 17.78	.250 6.35	Hex.	.088 2.24	^{1,2} Hex Nut, .187 [4.75] Hex Cable Clamp Nut	408-08522	RF-ASMB-89 010-0003-0000
032-0156-0001	.700 17.78	.250 6.35	Dia.	.088 2.24	^{1,2} .187 [4.75] Hex Cable Clamp Nut	408-08522	RF-ASMB-89 010-0003-0000
052-0213-0001	.745 18.92	.250 6.35	Hex.	.087 2.21	'Solderless, Hex Nut w/ Safety Wire Holes, .021 [0.53] Wire Max.	408-08521	RF-ASMB-88 010-0003-0000
052-0235-0001	.745 18.92	.250 6.35	Hex.	.087 2.21	^{1,2} Hex Nut	408-08522	RF-ASMB-89 010-0003-0000
052-0235-0003	.745 18.92	.250 6.35	Hex.	.087 2.21	^{1,2} Hex Nut w/ Safety Wire Holes, .021 [0.53] Wire Max.	408-08522	RF-ASMB-89 010-0003-0000
052-0370-0001	.745 18.92	.250 6.35	Hex.	.093 2.36	'Hex Nut, Designed for Dual Shield Cable	408-08522	RF-ASMB-89 010-0003-0000
052-0542-0001	.745 18.92	.250 6.35	Hex.	.087 2.21	'Hex Nut	408-08522	RF-ASMB-89 010-0003-0000
S-70 Series (70 Ohm) .216 [5.49] -32 UNEF-2B Thread							
032-0010-0001	.760 19.30	.255 6.48	Dia.	.093 2.36	'Solderless Assembly	408-08521	RF-ASMB-88 010-0004-0000
032-0022-0001	.760 19.30	.255 6.48	Dia.	.093 2.36	¹	408-08525	RF-ASMB-95 010-0004-0000
032-0067-0001	.755 19.18	.255 6.48	Dia.	.108 2.74	¹	408-08522	RF-ASMB-89 010-0035-0000
032-0078-0001	.755 19.18	.255 6.48	Dia.	.108 2.74	'Solderless Assembly	408-08521	RF-ASMB-88 010-0035-0000
032-0222-0001	.760 19.30	.281 7.14	Hex.	.093 2.36	'Hex Nut w/ Safety Wire Holes, .014 [0.35] Wire Max.	408-08525	RF-ASMB-95 010-0004-0000
052-0092-0001	.760 19.30	.255 6.48	Dia.	.093 2.36	²	408-08525	RF-ASMB-95 010-0004-0000
S-93 Series (93 Ohm) .250 [6.35] -32 UNEF-2B Thread							
032-0011-0001	.760 19.30	.320 8.13	Dia.	.134 3.40	'Solderless Assembly	408-08521	RF-ASMB-88 010-0005-0000
032-0017-0001	.760 19.30	.320 8.13	Dia.	.134 3.40	¹	408-08525	RF-ASMB-95 010-0005-0000
032-0066-0001	.950 24.13	.350 8.89	Dia.	.154 3.91	'Silicone Bend Relief Cap	408-08523	RF-ASMB-90 —
032-0071-0001	.760 19.30	.320 8.13	Dia.	.134 3.40	'Cable Inner Conductor, .031 [0.78] Max.	408-08525	RF-ASMB-95 010-0005-0000
032-0092-0001	.760 19.30	.320 8.13	Dia.	.155 3.94	¹	408-08525	RF-ASMB-95 010-0044-0000
032-0099-0001	.760 19.30	.312 7.92	Hex.	.134 3.40	'Hex Nut	408-08525	RF-ASMB-95 010-0005-0000
052-0200-0001	.760 19.30	.312 7.92	Hex.	.134 3.40	'Hex Nut w/ Safety Wire Holes, .015 [0.38] Wire Max.	408-08525	RF-ASMB-95 010-0005-0000

¹Pin protected.

²Hole in ferrule permits soldering to clamp ring and shield for increased cable pullout strength.

Standard Connectors — Screw-On Series (Continued)

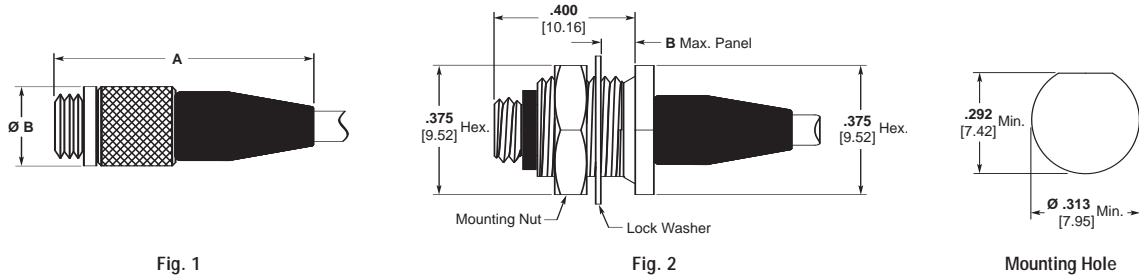
Right-Angle Plugs
S-50, 70 & 93



Part No.	Dim. A	Dim. B	Dim. C	Cable Jacket Max.	Special Features	Instruction Sheet No.	Former MICRODOT I.S. No.	Assembly Tool
S-50 Series (50 Ohm) .190 [4.83] -32 UNF-2B Thread								
032-0015-0001	.735 18.67	.225 5.72	Dia.	.570 14.48	.092 2.34	408-08520	RF-ASMB-87	010-0016-0000
052-0204-0001	.735 18.67	.250 6.35	Hex.	.570 14.48	.092 2.34	Hex Nut	408-08520	RF-ASMB-87
052-0215-0001	.735 18.67	.250 6.35	Hex.	.570 14.48	.092 2.34	Hex Nut w/ Safety Wire Holes, .021 [.533] Wire Max.	408-08520	RF-ASMB-87
052-0337-0001	.745 18.92	.225 5.72	Dia.	.570 14.48	.111 2.82	Dual Shield Cable	408-08520	RF-ASMB-87
S-70 Series (70 Ohm) .216 [5.49] -32 UNEF-2B Thread								
032-0013-0001	.745 18.92	.255 6.48	Dia.	.570 14.48	.111 2.82	408-08520	RF-ASMB-87	010-0016-0000
052-0299-0001	.745 18.92	.281 7.14	Hex.	.570 14.48	.111 2.82	Hex Nut w/ Safety Wire Holes, .014 [.355] Wire Max.	408-08520	RF-ASMB-87
052-0379-0001	.745 18.92	.281 7.14	Hex.	.570 14.48	.111 2.82	Hex Nut	408-08520	RF-ASMB-87
S-93 Series (93 Ohm) .250 [6.35] -32 UNEF-2B Thread								
032-0014-0001	.745 18.92	.320 8.13	Dia.	.630 16.00	.134 3.40	408-08520	RF-ASMB-87	010-0017-0000
032-0068-0001	.745 18.92	.320 8.13	Dia.	.630 16.00	.155 3.94	408-08520	RF-ASMB-87	010-0017-0000
032-0153-0001	.745 18.92	.312 7.92	Hex.	.630 16.00	.155 3.94	Hex Nut	408-08520	RF-ASMB-87
052-0207-0001	.745 18.92	.312 7.92	Hex.	.630 16.00	.134 3.40	Hex Nut	408-08520	RF-ASMB-87
052-0298-0001	.745 18.92	.312 7.92	Hex.	.630 16.00	.134 3.40	Hex Nut w/ Safety Wire Holes, .015 [.381] Wire Max.	408-08520	RF-ASMB-87
052-0304-0022	.745 18.92	.312 7.92	Hex.	.630 16.00	.155 3.94	Hex Nut w/ Safety Wire Holes, .015 [.381] Wire Max., Silicone Bend Relief Cap	408-08520	RF-ASMB-87

Jacks

S-50, 70 & 93



Part No.	Fig.	Dim. A	Dim. B	Cable Jacket Max.	Special Features	Instruction Sheet No.	Former MICRODOT I.S. No.	Assembly Tool
S-50 Series (50 Ohm) .190 [4.83] -32 UNF-2A Thread								
031-0033-0001	2	.870 22.10	.140 3.56	.088 2.24		408-08522	RF-ASMB-89	010-0003-0000
031-0034-0001	1	.750 19.05	.235 5.97	.087 2.21		408-08522	RF-ASMB-89	010-0003-0000
051-0467-0001	1	.720 18.30	.235 5.97	.079 2.01	Hex Collet Cable Clamp	408-08522	RF-ASMB-89	010-0003-0000
S-70 Series (70 Ohm) .216 [5.49] -32 UNEF-2A Thread								
031-0036-0001	1	.760 19.30	.255 6.48	.093 2.36		408-08522	RF-ASMB-89	010-0004-0000
031-0048-0001	2	.880 22.35	.140 3.56	.093 2.36		408-08525	RF-ASMB-95	010-0004-0000
031-0090-0001	1	.760 19.30	.255 6.48	.109 2.77		408-08522	RF-ASMB-89	010-0035-0000
S-93 Series (93 Ohm) .250 [6.35] -32 UNEF-2A Thread								
031-0032-0001	2	.880 22.35	.155 3.94	.134 3.40		408-08525	RF-ASMB-95	010-0005-0000
031-0037-0001	1	.760 19.30	.320 8.13	.134 3.40		408-08525	RF-ASMB-95	010-0005-0000
031-0088-0001	1	1.000 25.40	.320 8.13	.154 3.91		408-08533	RF-ASMB-106	—
031-0089-0001	2	.750 19.05	.140 3.56	.154 3.91	No Mounting Flat, Hex Nut Cable Clamp	408-08524	RF-ASMB-92	—

Receptacles

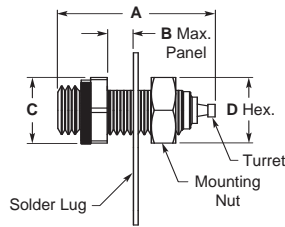


Fig. 1

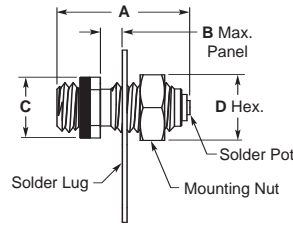
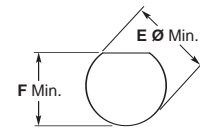


Fig. 2



Mounting Hole for Fig. 1 & 2

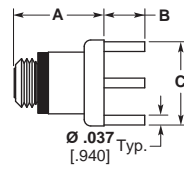


Fig. 3

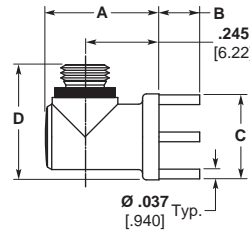
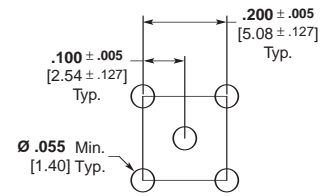


Fig. 4



Mounting Pattern for Fig. 3 & 4

Part No.	Fig.	Dim. A	Dim. B	Dim. C	Dim. D	Dim. E	Dim. F	Special Features	
S-50 Series (50 Ohm) .190 [4.83] -32 UNF-2A Thread									
031-0001-0001	2	.515 13.08	.080 2.03	.187 4.75	Wrench Flats	.250 6.35	.191 4.85	— No Mounting Flat	
031-0001-0003	2	.510 12.95	.110 2.80	.187 4.75	Wrench Flats	.250 6.35	.191 4.85	— No Mounting Flat	
031-0002-0001	2	.515 13.08	.150 3.81	.187 4.75	Wrench Flats	.250 6.35	.191 4.85	— No Mounting Flat	
031-0003-0001	2	.255 6.48	—	.187 4.75	Wrench Flats	—	.190 4.83	-32 — No Nut or Solder Lug, Threads into Panel	
031-0024-0001	2	.555 14.10	.120 3.05	.344 8.74	Wrench Flats	.438 11.13	.345 8.76	— Housing Isolated by Nylon Insulator	
031-0050-0001	1	.605 15.37	.160 4.06	.250 6.35	Hex.	.250 4.75	.191 4.85	.173 4.39	
031-0059-0001	3	.340 8.64	.155 3.93	.330 8.38	Dia.	—	—	—	
031-0061-0001	4	.425 10.80	.155 3.93	.330 8.38	Dia.	.480 12.20	—	—	
031-0062-0001	3	.345 8.76	.250 6.35	.330 8.38	Dia.	—	—	—	
051-0125-0001	2	.315 8.00	.125 3.18	.187 4.75	Wrench Flats	—	.138 3.50	— No Mounting Thread, Solder or Press into Panel	
051-0318-0001	1	.605 15.37	.160 4.06	.250 6.35	Hex.	.250 4.75	.191 4.85	.173 4.39	w/ Safety Wire Holes, .014 [.355] Wire Max.
051-0450-0001	3	.340 8.64	.050 1.27	.330 8.38	Dia.	—	—	—	
051-0459-0001	4	.425 10.80	.155 3.93	.330 8.38	Dia.	.480 12.20	—	—	3 Outer Legs
S-70 Series (70 Ohm) .216 [5.49] -32 UNEF-2A Thread									
031-0017-0001	2	.555 14.10	.100 2.54	.250 6.35	Hex.	.281 7.14	.217 5.51	— No Mounting Flat	
031-0018-0001	2	.555 14.10	.160 4.06	.250 6.35	Hex.	.281 7.14	.217 5.51	— No Mounting Flat	
031-0051-0001	1	.605 15.37	.160 4.06	.250 6.35	Hex.	.281 7.14	.217 5.51	.197 5.00	
031-0069-0001	3	.340 8.64	.155 3.94	.330 8.38	Dia.	—	—	—	
031-0072-0001	4	.425 10.80	.155 3.94	.330 8.38	Dia.	.480 12.20	—	—	