




100/445/030/520 Series Circuit Board Mount Fuse Clips for 5mm Diameter Fuses RoHS



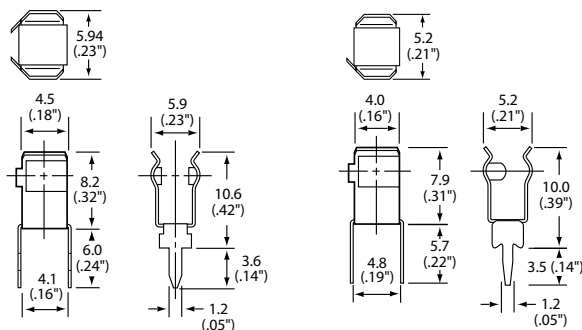
Product Characteristics

	100 054/056 series	100 020 series	445/030/520 series
Compatible Fuse Size	5mm Diameter Fuses 213, 215, 216, 217, 218, 219XA, 232, 233, 234, 235, 239, 477 and 977 Series		
Current Level	10 Amp max	20 Amp max	10 Amp max

Agency Approval

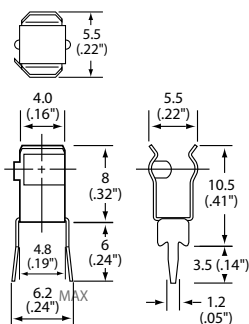
Agency	Agency File Number			
	100 054/056 series	445/030 series	100 020 series	520 series
	-	-	-	E14721
	-	-	E14721	-

Product Dimensions

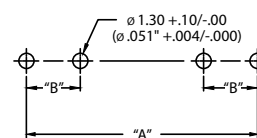


0100 0020 / 0100 0054 / 0100 0056

0445 0001 / 0030 0210



0520 0001



Recommended Mounting Dimensions

Fuse Size	A Dim.
5mm×20mm	20.5 (.807")
5mm×25mm	25.5 (1.004")
5mm×30mm	31.0 (1.220")

Clip Series	B Dim.
100 series	4.60±.05(.181"±.002)
445/030 series	5.20±.05(.205"±.002)
520 series	5.80±.05(.228"±.002)

Ordering Information

Ordering PN	Catalog No.	Clip Material	Plating	Style	Packaging
01000054Z	100 054	Spring Brass	Silver-plated	Ear	2,000 pcs (bulk)
01000056Z	100 056	Spring Brass	Tin-plated	Ear	2,000 pcs (bulk)
01000020Z	100 020	Phosphor Bronze	Tin-plated	Ear	1,000 pcs (bulk)
04450001H	445 001	Spring Brass	Tin-plated	Ear	100 pcs (bulk)
04450001N	445 001	Spring Brass	Tin-plated	Ear	5,000 pcs (bulk)
00300210M	030 210	Spring Brass	Nickel-plated	Ear	1,000 pcs (bulk)
00300210N	030 210	Spring Brass	Nickel-plated	Ear	5,000 pcs (bulk)
05200001N	520 001	Spring Brass	Silver-plated	Ear	1,000 pcs (bulk)

Additional Information



Datasheet
100 Series



Resources
100 Series



Samples
100 Series



Datasheet
445 Series



Resources
445 Series



Samples
445 Series



Datasheet
030 Series



Resources
030 Series



Samples
030 Series



Datasheet
520 Series



Resources
520 Series



Samples
520 Series

Disclaimer Notice - Information furnished is believed to be accurate and reliable. However, users should independently evaluate the suitability of and test each product selected for their own applications. Littelfuse products are not designed for, and may not be used in, all applications. Read complete Disclaimer Notice at: www.littelfuse.com/disclaimer-electronics.