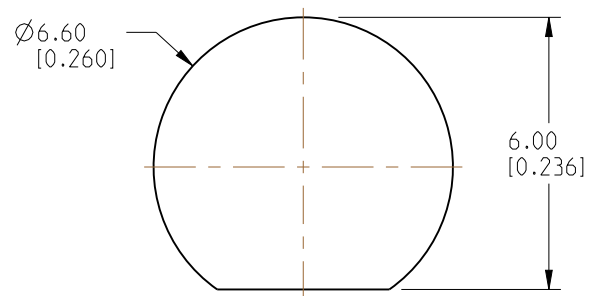
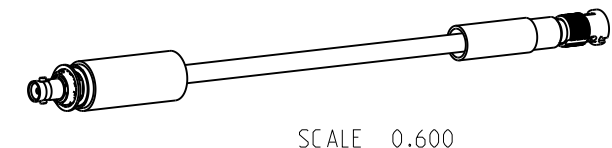


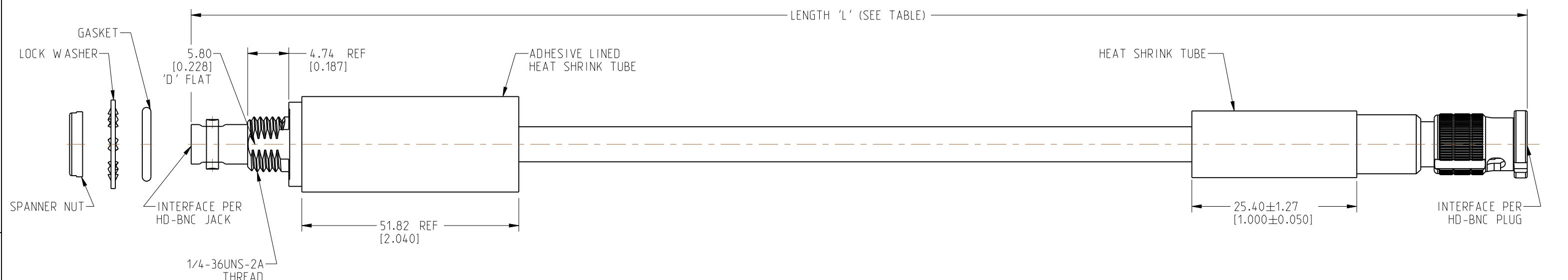
NOTES:

- 1. MATERIALS AND FINISHES:
 75 OHM HD BNC STR BHD JACK IP 67 - BRASS, NICKEL PLATING
 75 OHM HD BNC STR PLUG - BRASS, NICKEL PLATING
 CABLE - BELDEN 4855R
- 2. ELECTRICAL:
 A. IMPEDANCE: 75 OHM
- 3. PACKAGING:
 A. QUANTITY: SINGLE PACK
 B. MARKING: BAG TO BE MARKED
 "AMPHENOL RF, 95-850-300-XXX AND DATE CODE"

REVISIONS				
REV	DESCRIPTION	DATE	ECN	BY
A	RELEASE TO MFG.	20-JUL-22	16324	SG



RECOMMENDED MOUNTING HOLE DIMENSIONS



LENGTH TABLE		
PART NUMBER (IMPERIAL)	PART NUMBER (METRIC)	LENGTH 'L' IN INCHES [METERS]
95-850-300-006	-	6.00 [0.152]
95-850-300-008	-	8.00 [0.203]
-	95-850-300M025	9.84 [0.250]
95-850-300-012	-	12.00 [0.305]
95-850-300-018	-	18.00 [0.457]
-	95-850-300M050	19.69 [0.500]
95-850-300-024	-	24.00 [0.610]
-	95-850-300M075	29.53 [0.750]
95-850-300-036	-	36.00 [0.914]
-	95-850-300M100	39.37 [1.000]
95-850-300-048	-	48.00 [1.219]
-	95-850-300M200	78.74 [2.000]
-	95-850-300M300	118.11 [3.000]

TOLERANCE TABLE	
LENGTH IN INCHES/FT [METERS]	TOLERANCE
0" - 23.90" [0 - 0.607]	±0.25" [0.006]
24.00" - 59.00" [0.610 - 1.499]	±0.50" [0.013]
5.0' - 24.9' [1.524 - 7.617]	±2.5%
25.0' & UP [7.620 & UP]	±5.0%

DESIGN REQUIREMENTS:

FREQUENCY: DC - 12 GHz CONTINUITY

VSWR: _____ 1 MAX. HI-POT: 250 VRMS

INS. LOSS: _____ dB MAX. OTHER

CUSTOMER OUTLINE DRAWING
 ALL OTHER SHEETS ARE FOR INTERNAL USE ONLY

NOTICE: These drawings, specifications, or other data (1) are, and remain the property of Amphenol corp. (2) must be returned upon request; and (3) are confidential and not to be disclosed to any person other than those to whom they are given by Amphenol Corp. The furnishing of these drawings, specifications, or other data by Amphenol Corp., or to any other person to anyone for any purpose is not to be regarded by implication or otherwise in any manner licensing, granting rights to permitting such holder or any other person to manufacture, use or sell any product, process or design, patented or otherwise, that may in any way be related to or disclosed by said drawings, specifications, or other data.		UNLESS OTHERWISE SPECIFIED DIMENSIONS ARE METRIC [INCHES] AND TOLERANCES ARE: <0.5mm = ±0.05mm [<0.020 = ±0.002] 0.5 - 6mm = ±0.1mm [>0.020 - 0.236 = ±0.004] >6.00 - 30mm = ±0.2mm [>0.236 - 1.181 = ±0.008] >30.00 - 120mm = ±0.3mm [>1.181 - 4.725 = ±0.012]		MATERIAL SEE NOTES		TITLE 75 OHM HD BNC STR BHD JACK IP 67 TO 75 OHM HD BNC STR PLUG USING BELDEN 4855R CABLE VARIOUS LENGTH		Amphenol RF	
THIRD ANGLE PROJ. REFERENCE		ANGLES = ±1°		ENGR.1 SIVA ENGR.2 DATE 23-JUN-22		SHEET NO. 2 OF 2 SCALE: 2.3:1.0		SIZE B DRAWING NO. 95-850-300-XXX REV A ITEM NO. 95-850-300-XXX PART NO. 95-850-300-XXX	