

THIS DRAWING IS UNPUBLISHED. RELEASED FOR PUBLICATION 20  
 © COPYRIGHT 20 BY - ALL RIGHTS RESERVED.

LOC		DIST		REVISIONS			
P	LTR	DESCRIPTION		DATE	DWN	APVD	
	A4	REVISED PER ECR-13-007047		16MAY2013	RS	DD	
	A5	REVISED PER ECR-15-003564		13MAR2015	RS	DD	
	B	REVISED PER ECR-15-004054		28JUL2015	RS	DD	
	C	REVISED PER ECR-15-017995		18DEC2015	RS	DD	

1 MATERIALS AND FINISH:  
 - HOUSING: LCP, COLOR: NATURAL  
 - CONTACTS: COPPER ALLOY, FINISH: Sn OVER Ni

2. COMPLY WITH DIRECTIVE 2002/95/EC (ROHS).

3. 18-24AWG SOLID OR STRANDED WIRE.  
 PLEASE REFER TO APPLICATION SPEC 114-13266  
 FOR RECOMMENDED STRAND COUNT.  
 18AWG MAX INSULATION OD: 2.20  
 20AWG MAX INSULATION OD: 1.90  
 22AWG MAX INSULATION OD: 1.70  
 24AWG MAX INSULATION OD: 1.45

4. PACKAGE IN TAPE AND REEL. PER EIA-481 SPECIFICATION;  
 (EXCEPT 1 POSITION CONNECTOR).

5 WIRE SIZE MARKING IN APPROXIMATE LOCATION SHOWN.

6 DATUMS AND BASIC DIMENSIONS ESTABLISHED BY CUSTOMER.

7 COLOR CODE MARKING, STRAIGHT LINE.

8 1 POSITION ASSEMBLY DOES NOT COMPLY WITH EIA 481 SPECIFICATION.

COLOR CODE	DIM D	WIRE SIZE	POSN	COLOR	PART NUMBER
RED	17.70	24 AWG	4	BLACK	7-2106003-4
	13.70	24 AWG	3	BLACK	7-2106003-3
	9.70	24 AWG	2	BLACK	7-2106003-2
	5.70	24 AWG	1	BLACK	7-2106003-1
GREEN	17.70	22 AWG	4	BLACK	6-2106003-4
	13.70	22 AWG	3	BLACK	6-2106003-3
	9.70	22 AWG	2	BLACK	6-2106003-2
	5.70	22 AWG	1	BLACK	6-2106003-1
BLUE	17.70	20 AWG	4	BLACK	5-2106003-4
	13.70	20 AWG	3	BLACK	5-2106003-3
	9.70	20 AWG	2	BLACK	5-2106003-2
	5.70	20 AWG	1	BLACK	5-2106003-1
YELLOW	17.70	18 AWG	4	BLACK	4-2106003-4
	13.70	18 AWG	3	BLACK	4-2106003-3
	9.70	18 AWG	2	BLACK	4-2106003-2
	5.70	18 AWG	1	BLACK	4-2106003-1
RED	17.70	24 AWG	4	NATURAL	3-2106003-4
	13.70	24 AWG	3	NATURAL	3-2106003-3
	9.70	24 AWG	2	NATURAL	3-2106003-2
	5.70	24 AWG	1	NATURAL	3-2106003-1
GREEN	17.70	22 AWG	4	NATURAL	2-2106003-4
	13.70	22 AWG	3	NATURAL	2-2106003-3
	9.70	22 AWG	2	NATURAL	2-2106003-2
	5.70	22 AWG	1	NATURAL	2-2106003-1
BLUE	17.70	20 AWG	4	NATURAL	1-2106003-4
	13.70	20 AWG	3	NATURAL	1-2106003-3
	9.70	20 AWG	2	NATURAL	1-2106003-2
	5.70	20 AWG	1	NATURAL	1-2106003-1
YELLOW	17.70	18 AWG	4	NATURAL	2106003-4
	13.70	18 AWG	3	NATURAL	2106003-3
	9.70	18 AWG	2	NATURAL	2106003-2
	5.70	18 AWG	1	NATURAL	2106003-1

THIS DRAWING IS A CONTROLLED DOCUMENT.		DWN C DAILY 09DEC2008	TE Connectivity	
		CHK J DYER 09DEC2008		
DIMENSIONS: mm	TOLERANCES UNLESS OTHERWISE SPECIFIED:	APVD -	NAME ASSEMBLY, IDC SSL CONNECTOR, SMT, CLOSED END	
	0 PLC ± 1 PLC ±0.5 2 PLC ±0.13 3 PLC ± 4 PLC ±	PRODUCT SPEC 108-2404	SIZE A2	
MATERIAL	ANGLES ± FINISH	APPLICATION SPEC 114-13266	CAGE CODE 00779	DRAWING NO C-2106003
		WEIGHT -	RESTRICTED TO -	SCALE 2:1
Customer Drawing			SHEET 1 OF 4	REV C

THIS DRAWING IS UNPUBLISHED. RELEASED FOR PUBLICATION 20  
 © COPYRIGHT 20 BY - ALL RIGHTS RESERVED.

LOC		DIST		REVISIONS			
P	LTR	DESCRIPTION		DATE	DWN	APVD	
-	-	SEE SHEET 1		-	-	-	



2 POSITION  
 SHOWN AS SHIPPED



FOR 1 POSITION ONLY



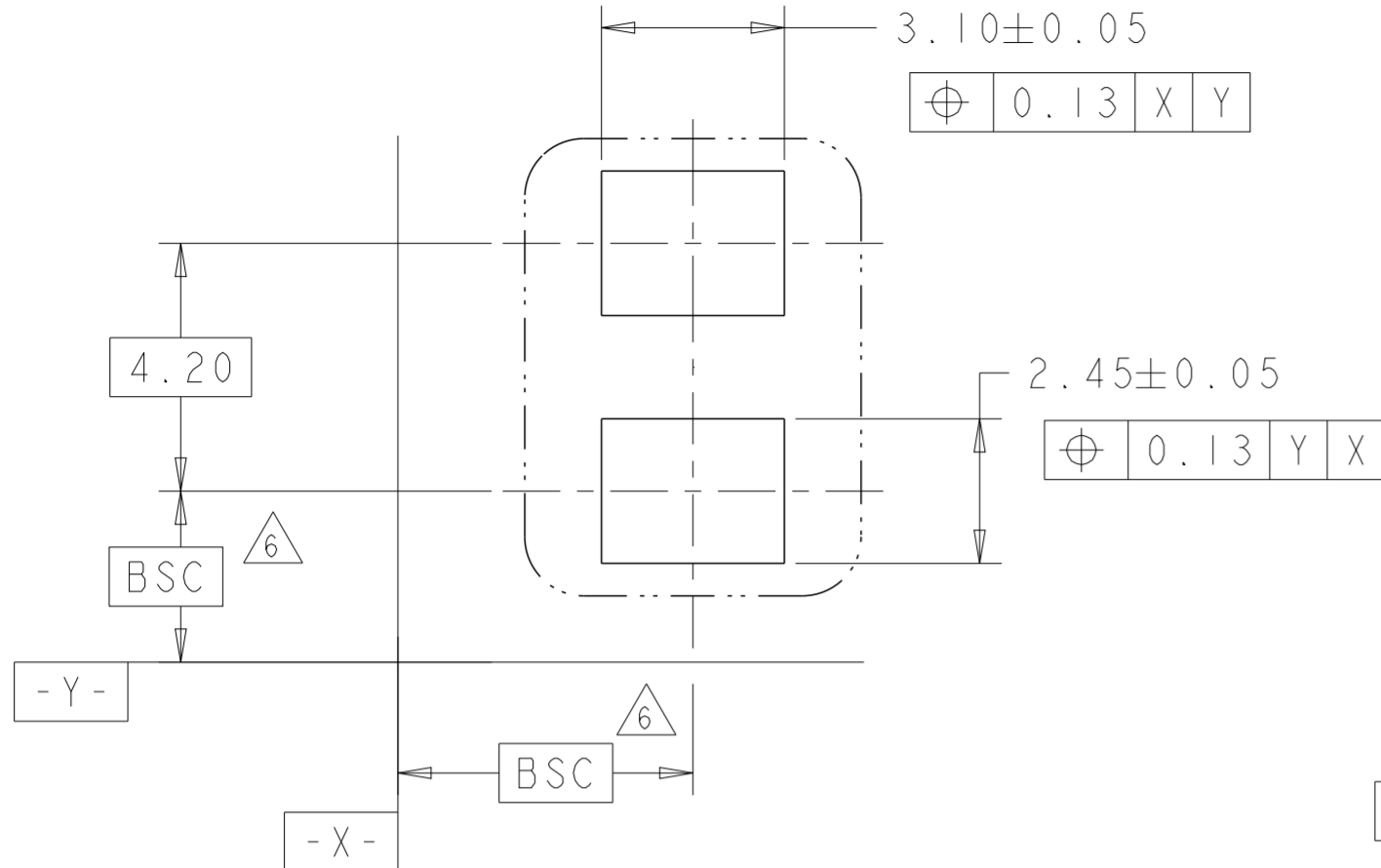
2 POSITION  
 SHOWN CLOSED  
 SCALE 8:1



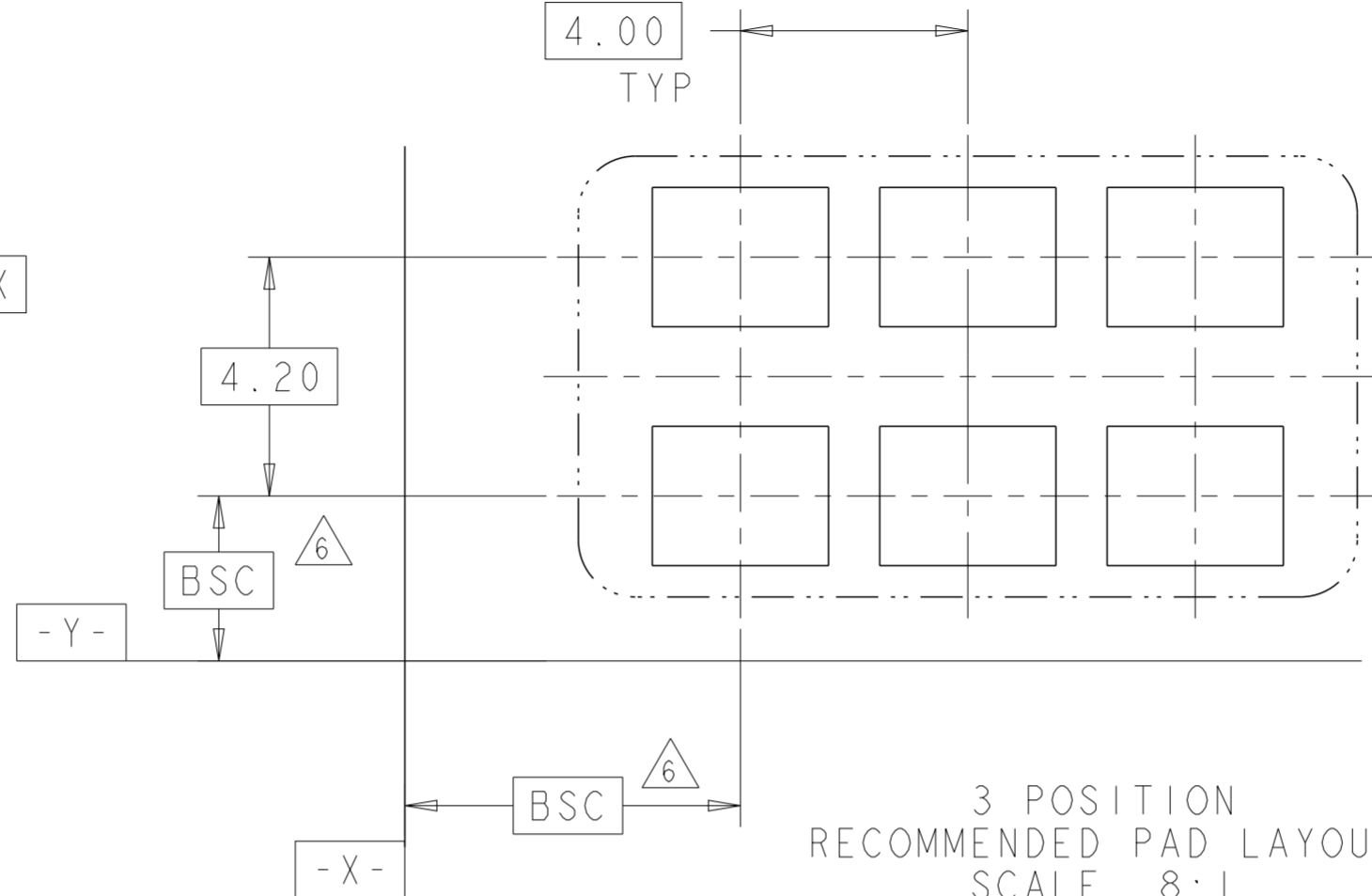
FOR 2, 3 AND 4 POSITIONS

THIS DRAWING IS A CONTROLLED DOCUMENT.		DWN C DAILY 09DEC2008	<b>STE</b> TE Connectivity	
		CHK J DYER 09DEC2008		
DIMENSIONS:		APVD -	NAME ASSEMBLY, IDC SSL CONNECTOR, SMT, CLOSED END	
mm	TOLERANCES UNLESS OTHERWISE SPECIFIED:	PRODUCT SPEC 108-2404	SIZE A2	CAGE CODE 00779
	0 PLC ±	APPLICATION SPEC 114-13266	DRAWING NO C-2106003	RESTRICTED TO -
	1 PLC ±0.5	WEIGHT -	SCALE 2:1 SHEET 1 OF 4 REV C	
	2 PLC ±0.13			
	3 PLC ±			
	4 PLC ±			
MATERIAL	FINISH	Customer Drawing		
material_2	finish_spec_2			

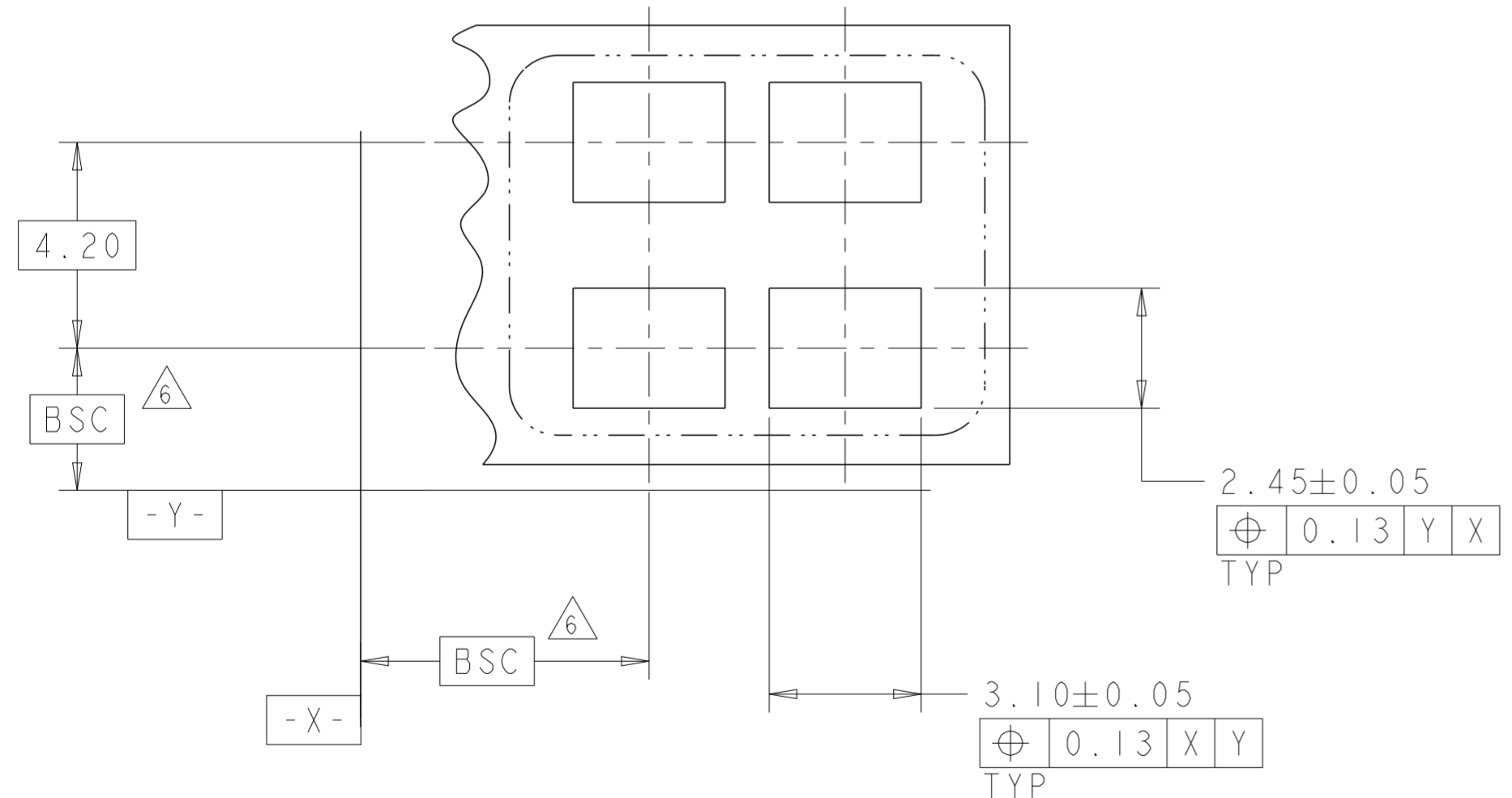
LOC		DIST		REVISIONS				
P	LTR	DESCRIPTION			DATE	DWN	APVD	
-	-	SEE SHEET 1			-	-	-	



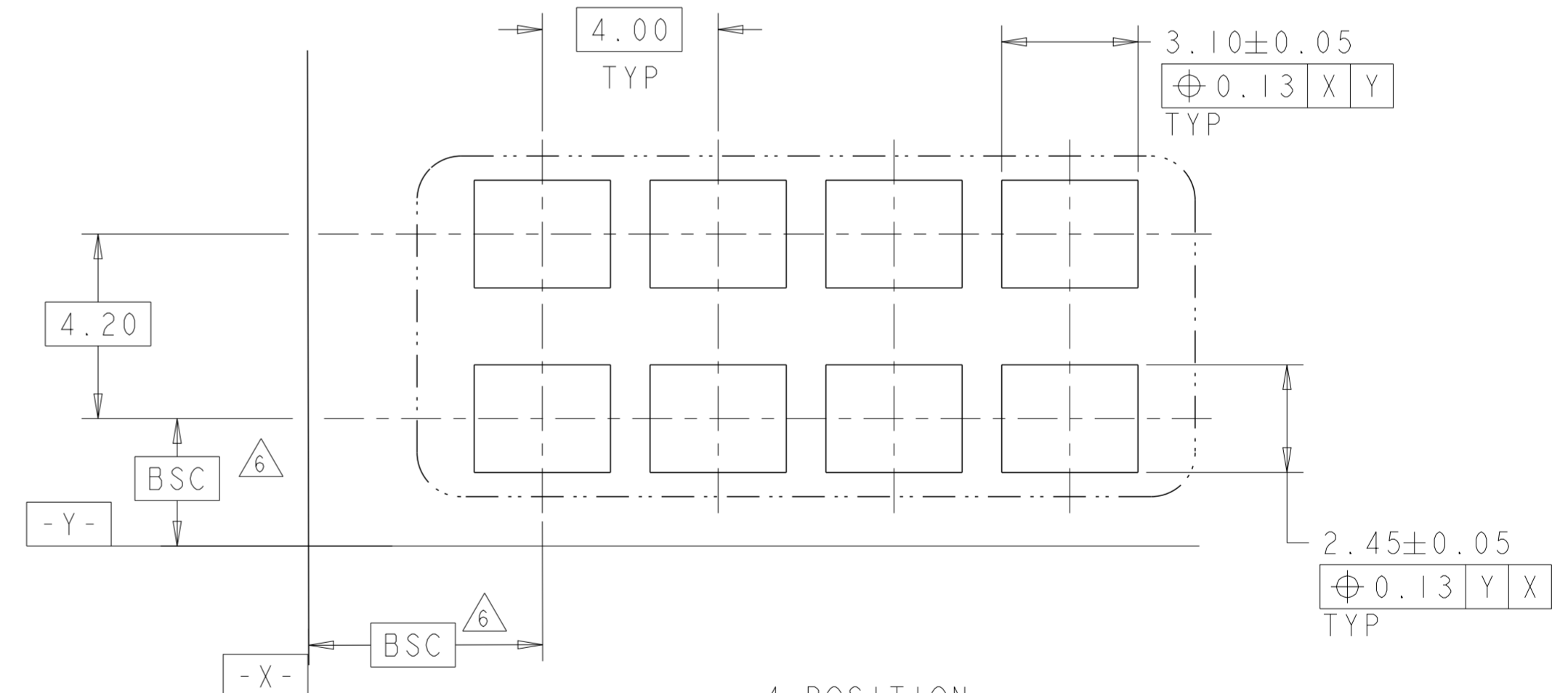
1 POSITION  
RECOMMENDED PAD LAYOUT  
SCALE 8:1



3 POSITION  
RECOMMENDED PAD LAYOUT  
SCALE 8:1



2 POSITION  
RECOMMENDED PAD LAYOUT  
SCALE 8:1



4 POSITION  
RECOMMENDED PAD LAYOUT  
SCALE 8:1

THIS DRAWING IS A CONTROLLED DOCUMENT.		DWN C DAILY 09DEC2008	<b>STE</b> TE Connectivity	
		CHK J DYER 09DEC2008		
DIMENSIONS:	TOLERANCES UNLESS OTHERWISE SPECIFIED:	APVD -	NAME ASSEMBLY, IDC SSL CONNECTOR, SMT, CLOSED END	
mm	0 PLC ± 1 PLC ±0.5 2 PLC ±0.13 3 PLC ± 4 PLC ±	PRODUCT SPEC 108-2404	SIZE A2	
MATERIAL material_2	FINISH finish_spec_2	APPLICATION SPEC 114-13266	CAGE CODE 00779	DRAWING NO C-2106003
		WEIGHT -	RESTRICTED TO -	SCALE 2:1
		Customer Drawing	SHEET 1	OF 4
			REV C	