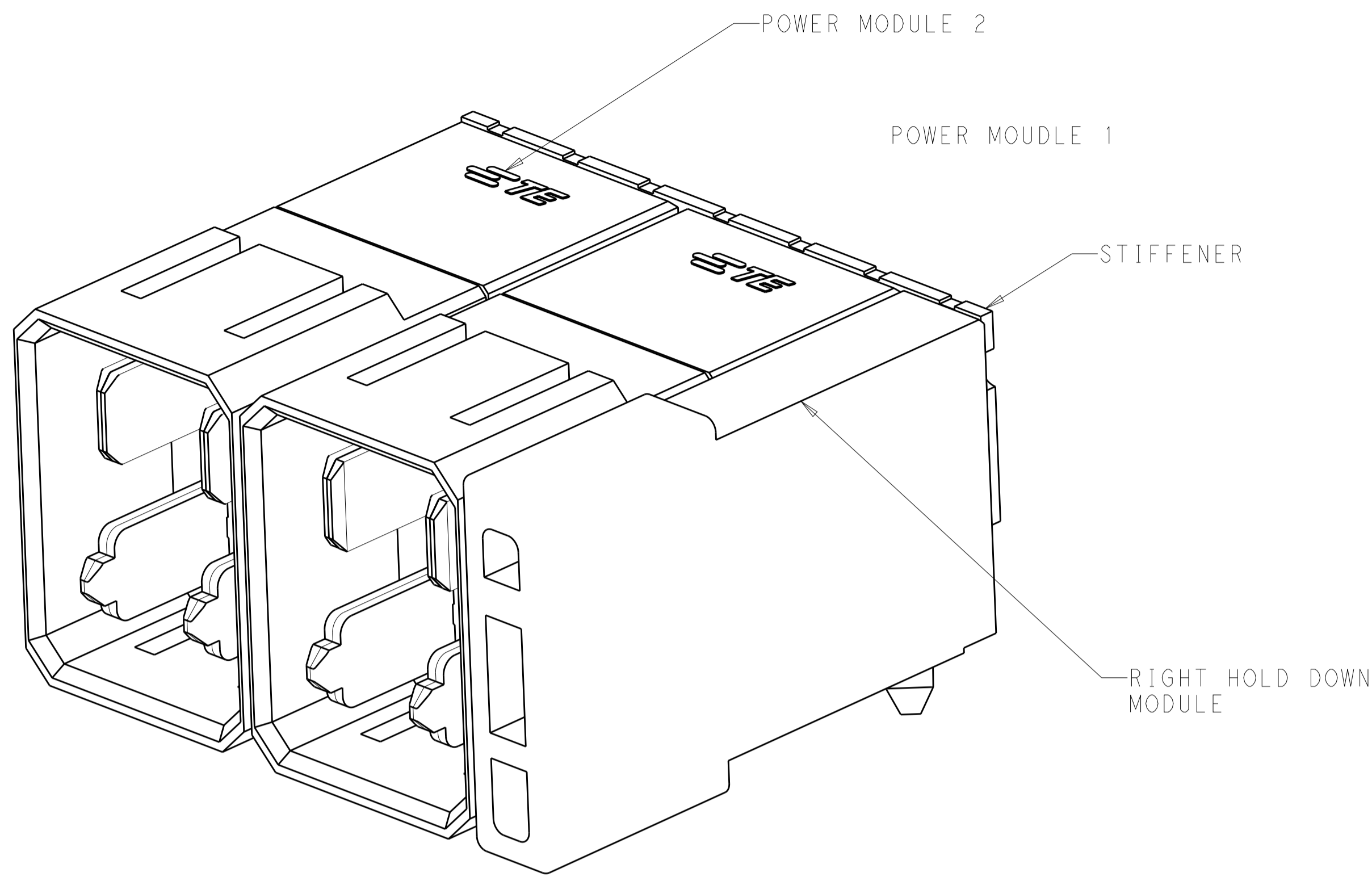


LOC		DIST		REVISIONS			
GP	00	P	LTN	DESCRIPTION	DATE	DWN	APVD
		A		INITIAL RELEASE	25MAY2012	LW	AC
		A1		REV PER ECR-12-010636	19JUN2012	LW	AC



HEADER WITH RIGHT HOLD DOWN MODULE

- NOTES:
- 1 MATERIALS:
 HOUSING:HIGH TEMP. THERMOPLASTIC GLASS/MINERAL FILLED UL94V-0
 TERMINAL:COPPER ALLOY
 - 2 FINISH:
 TIN OPTION-0.76um MIN GOLD AT CONTACT AREA AND
 1.27um MIN NICKEL UNDERPLATED OVER ALL
 2.54um TIN AT SOLDER TAIL AREA
 TIN-LEAD OPTION-0.76um MIN GOLD AT CONTACT AREA AND
 1.27um MIN NICKEL UNDERPLATED OVER ALL
 2.54um TIN-LEAD AT SOLDER TAIL AREA
 - 3 REFER TO TE'S PRODUCT SPECIFICATION:108-2473
 FOR PLATED THROUGH-HOLE SPECIFICATION AND TORQUE FORCE
 - 4 CONNECTOR WERE PACKED BY TRAY
 REFER TO TE'S PACKAGING SPECIFICATION:107-97873
 - 5 MATED WITH *-2169806-* OR *-2169853-*
 - 6 LASER MARK PART NUMBER AND DATE CODE (YYWWDS)
 CAN BE AT THE OPPOSITE SIDE
 - 7 ADD 11.40MM FOR EACH ADDITIONAL MODULE
 - 8 REFER TO DOCUMENT NUMBER:2169802 FOR INDIVIDUAL
 MODULE COMPONENT INFORMATION
 - 9 FIRST POWER MODULE(1#) STARTS FROM THE RIGHT
 - 10 DIMENSION P1&P2 FOR POWER MODULE 1, P3&P4 FOR POWER MODULE 2
 - 11 COMPONENT STAY AWAY ZONE FROM CONNECTOR
 - 12 ALL PARTS ARE SHIPPED WITH A 2-32 AB TYPE SELF-TAPPING
 SCREW P/N:2057509-2

STATUS	PACKAGING	PLATING TYP	P4	P3	P2	P1	DIM A	NUMBER OF POWER MODULE	PART NUMBER
OBSOLETE			6.90	5.70	6.90	5.70	26.40	2X	7-2180851-0
OBSOLETE			6.90	5.70	5.70	6.90	26.40	2X	6-2180851-9
OBSOLETE			6.90	5.70	5.70	5.70	26.40	2X	6-2180851-8
OBSOLETE			6.90	5.70	6.90	6.90	26.40	2X	6-2180851-7
OBSOLETE			5.70	6.90	6.90	5.70	26.40	2X	6-2180851-6
OBSOLETE			5.70	6.90	5.70	6.90	26.40	2X	6-2180851-5
OBSOLETE			5.70	6.90	5.70	5.70	26.40	2X	6-2180851-4
OBSOLETE			5.70	6.90	6.90	6.90	26.40	2X	6-2180851-3
OBSOLETE			5.70	5.70	6.90	5.70	26.40	2X	6-2180851-2
OBSOLETE	TRAY	TIN-LEAD	5.70	5.70	5.70	6.90	26.40	2X	6-2180851-1
OBSOLETE			5.70	5.70	5.70	5.70	26.40	2X	6-2180851-0
OBSOLETE			5.70	5.70	6.90	6.90	26.40	2X	5-2180851-9
OBSOLETE			6.90	6.90	6.90	5.70	26.40	2X	5-2180851-8
OBSOLETE			6.90	6.90	5.70	6.90	26.40	2X	5-2180851-7
OBSOLETE			6.90	6.90	5.70	5.70	26.40	2X	5-2180851-6
OBSOLETE			6.90	6.90	6.90	6.90	26.40	2X	5-2180851-5
OBSOLETE			N/A	N/A	6.90	5.70	15.00	1X	5-2180851-4
OBSOLETE			N/A	N/A	5.70	6.90	15.00	1X	5-2180851-3
OBSOLETE			N/A	N/A	5.70	5.70	15.00	1X	5-2180851-2
OBSOLETE			N/A	N/A	6.90	6.90	15.00	1X	5-2180851-1
ACTIVE			6.90	5.70	6.90	5.70	26.40	2X	2-2180851-0
ACTIVE			6.90	5.70	5.70	6.90	26.40	2X	1-2180851-9
ACTIVE			6.90	5.70	5.70	5.70	26.40	2X	1-2180851-8
ACTIVE			6.90	5.70	6.90	6.90	26.40	2X	1-2180851-7
ACTIVE			5.70	6.90	6.90	5.70	26.40	2X	1-2180851-6
ACTIVE			5.70	6.90	5.70	6.90	26.40	2X	1-2180851-5
ACTIVE			5.70	6.90	5.70	5.70	26.40	2X	1-2180851-4
ACTIVE			5.70	6.90	6.90	6.90	26.40	2X	1-2180851-3
ACTIVE			5.70	5.70	6.90	5.70	26.40	2X	1-2180851-2
ACTIVE	TRAY	TIN	5.70	5.70	5.70	6.90	26.40	2X	1-2180851-1
ACTIVE			5.70	5.70	5.70	5.70	26.40	2X	1-2180851-0
ACTIVE			5.70	5.70	6.90	6.90	26.40	2X	2180851-9
ACTIVE			6.90	6.90	6.90	5.70	26.40	2X	2180851-8
ACTIVE			6.90	6.90	5.70	6.90	26.40	2X	2180851-7
ACTIVE			6.90	6.90	5.70	5.70	26.40	2X	2180851-6
ACTIVE			6.90	6.90	6.90	6.90	26.40	2X	2180851-5
ACTIVE			N/A	N/A	6.90	5.70	15.00	1X	2180851-4
ACTIVE			N/A	N/A	5.70	6.90	15.00	1X	2180851-3
ACTIVE			N/A	N/A	5.70	5.70	15.00	1X	2180851-2
ACTIVE			N/A	N/A	6.90	6.90	15.00	1X	2180851-1

THIS DRAWING IS A CONTROLLED DOCUMENT. DWN: LERRY WANG 14MAR2012
 CHK: SUNY ZHAO 14MAR2012
 APVD: SUNY ZHAO 14MAR2012

DIMENSIONS: mm
 TOLERANCES UNLESS OTHERWISE SPECIFIED:
 0 PLC ±.1
 1 PLC ±.15
 2 PLC ±.25
 3 PLC ±.3
 4 PLC ±.4
 ANGLES ±.1°

MATERIAL: FINISH:

APPLICATOR: SUNY ZHAO 14MAR2012
 PRODUCT APEC
 APPLICATION SPEC
 114-32028

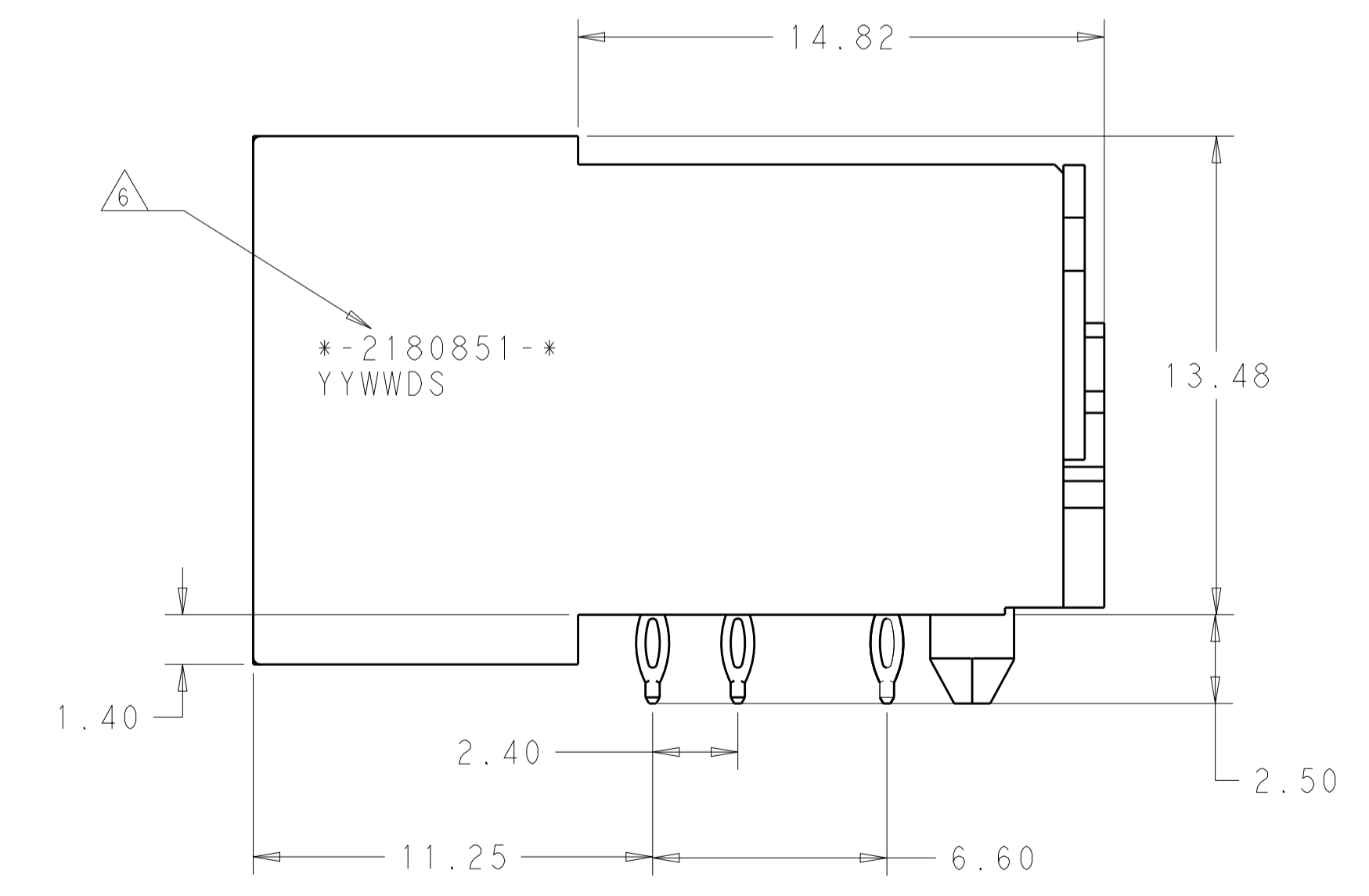
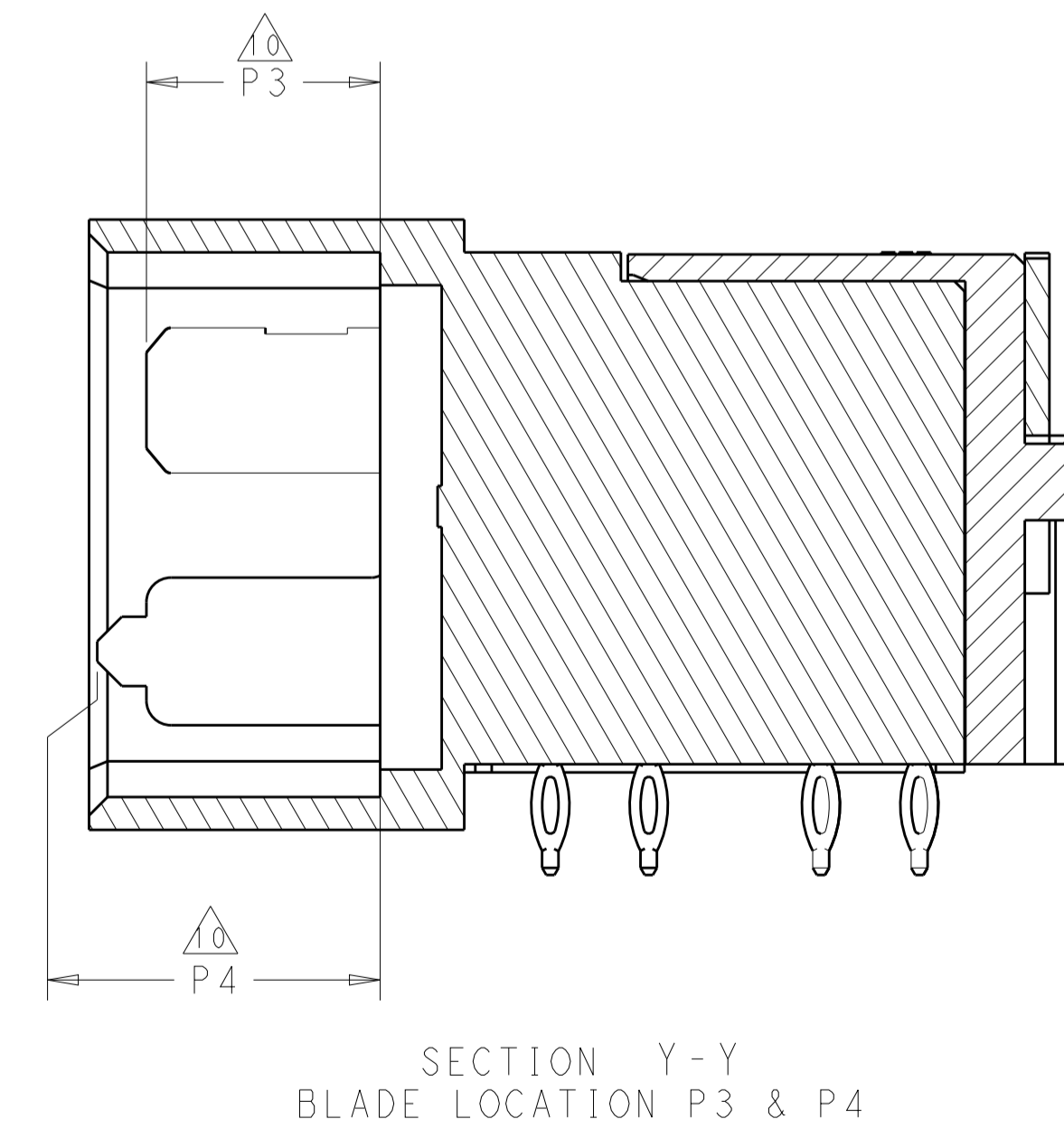
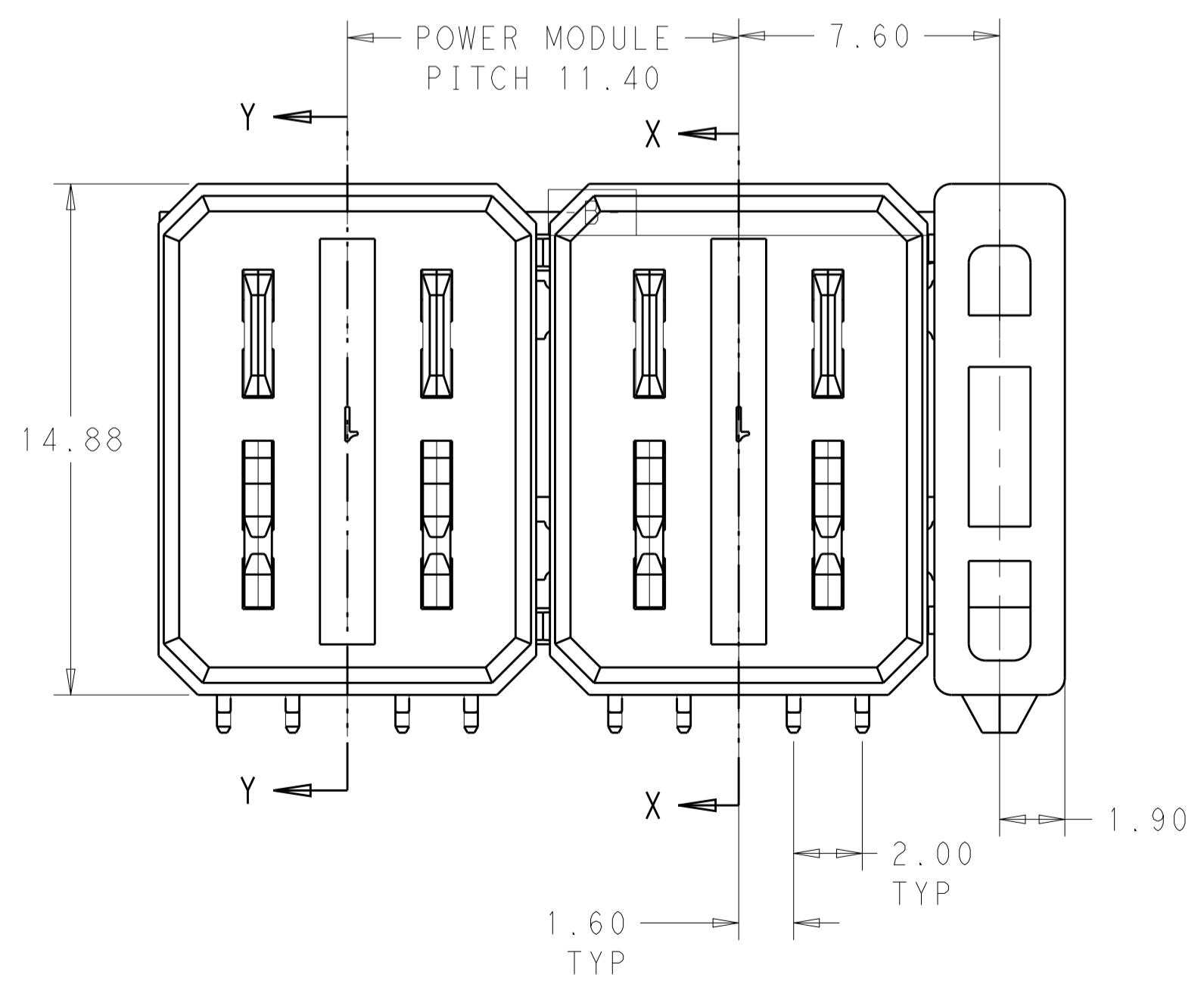
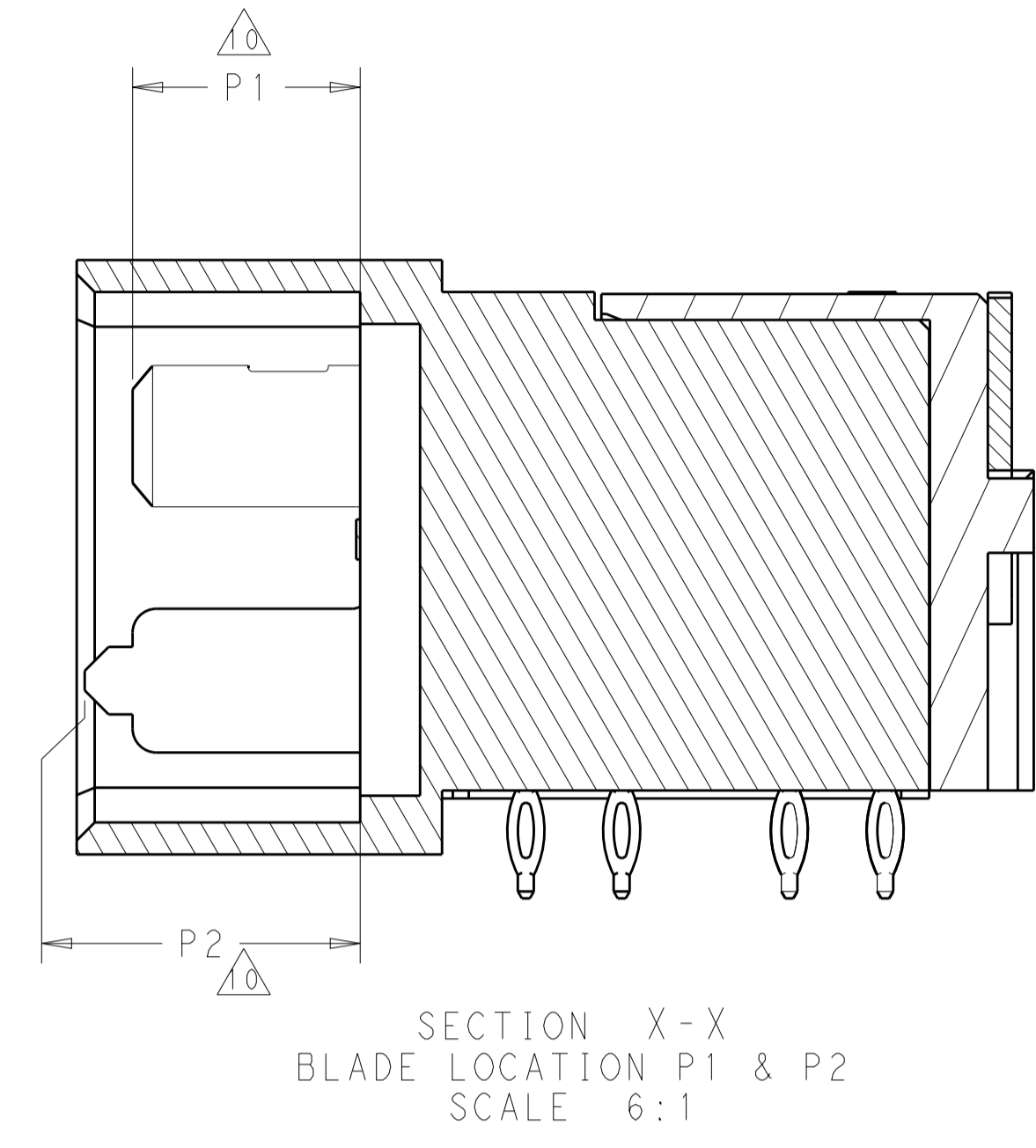
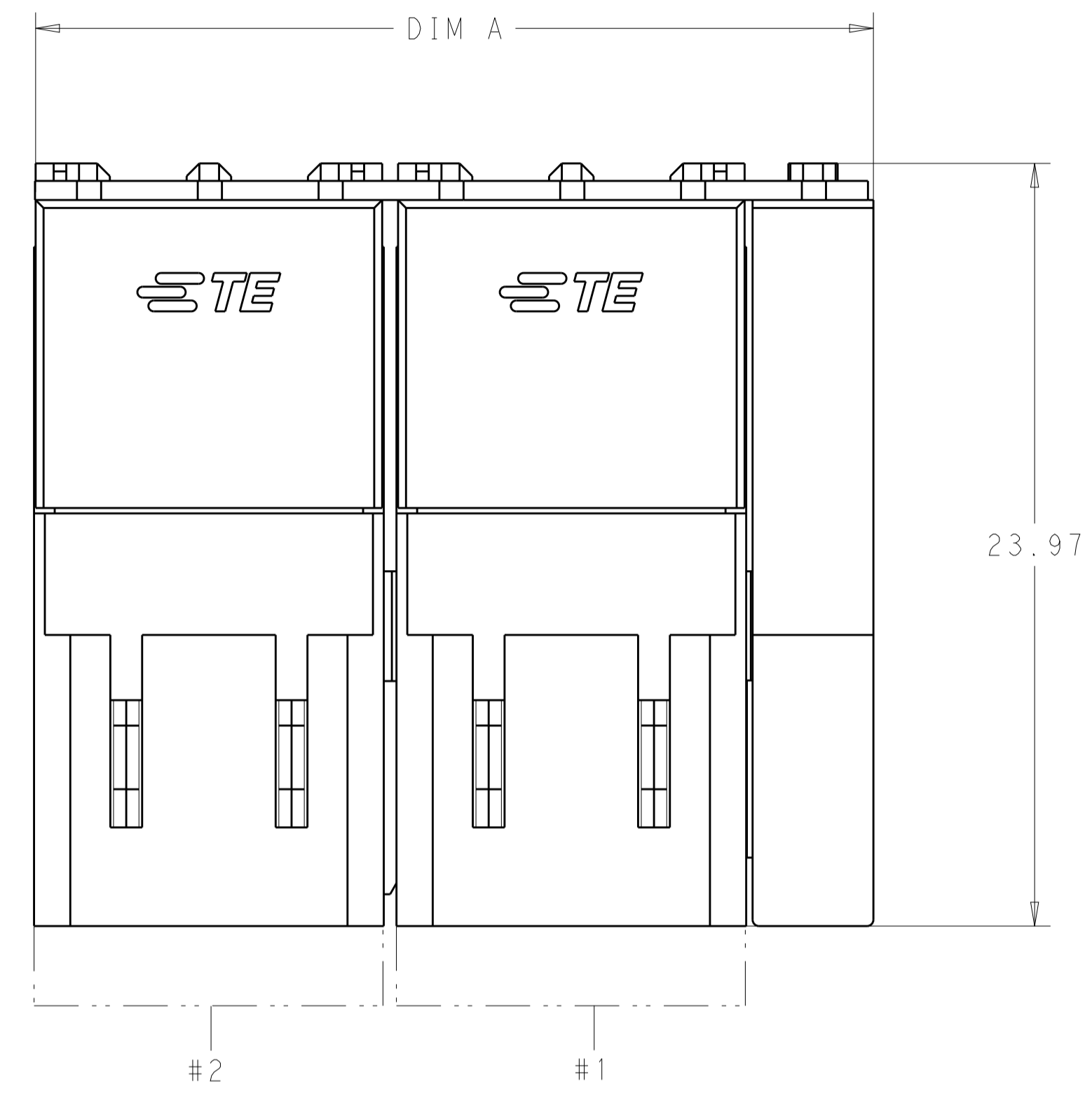
WEIGHT: -
 CUSTOMER DRAWING

SCALE: 4:1 SHEET 1 OF 3 REV A1

IMPACT POWER 3 PAIR
 R/A HEADER W/HOLD DOWN RIGHT
 PRESS FIT

SIZE: A1 CAGE CODE: 2180851

LOC		DIST		REVISIONS			
GP	00	P	LTN	DESCRIPTION	DATE	DMN	APVD
-	-	-	-	SEE SHEET 1	-	-	-



THIS DRAWING IS A CONTROLLED DOCUMENT.		DMN LERRY WANG 14MAR2012	TE Connectivity
DIMENSIONS: mm		CHK SUNY ZHAO 14MAR2012	
TOLERANCES UNLESS OTHERWISE SPECIFIED:		APVD SUNY ZHAO 14MAR2012	NAME
0 PLC ±.1	1 PLC ±.15	2 PLC ±.25	IMPACT POWER 3 PAIR
3 PLC ±.3	4 PLC ±.4	ANGLES ±.5°	R/A HEADER W/HOLD DOWN RIGHT
MATERIAL	FINISH	APPLICATION SPEC 114-32028	PRESS FIT
		WEIGHT	SIZE CAGE CODE DRAWING NO
		CUSTOMER DRAWING	A100779C=2180851
		SCALE 4:1	SHEET 2 OF 3
			REV A