

**SURFACE MOUNT GPP**  
**TRANSIENT VOLTAGE SUPPRESSOR**  
**1500 WATT PEAK POWER 5.0 WATTS STEADY STATE**

**FEATURES**

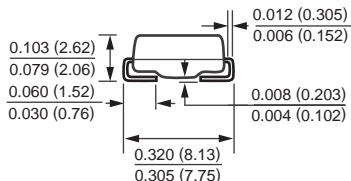
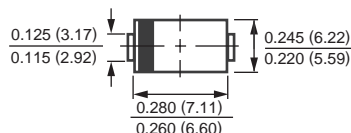
- \* Plastic package has underwriters laboratory
- \* Glass passivated chip construction
- \* 1500 watt surge capability at 1ms
- \* Excellent clamping capability
- \* Low zener impedance
- \* Fast response time

**MAXIMUM RATINGS AND ELECTRICAL CHARACTERISTICS**

Ratings at 25 °C ambient temperature unless otherwise specified.



**DO-214AB**



Dimensions in inches and (millimeters)

**DEVICES FOR BIPOLAR APPLICATIONS**

For Bidirectional use C or CA suffix for types 1.5FMCJ6.8 thru 1.5FMCJ200

Electrical characteristics apply in both direction

**MAXIMUM RATINGS** (At TA = 25°C unless otherwise noted)

RATINGS	SYMBOL	VALUE	UNITS
Peak Power Dissipation with a 10/1000uS ( Note 1,2, Fig.1 )	PPPM	Minimum 1500	Watts
Peak Pulse Current with a 10/1000uS Waveform ( Note 1, Fig.3 )	IPPM	SEE TABLE 1	Amps
Steady State Power Dissipation at TL = 75°C ( Note 2 )	PM(AV)	5.0	Watts
Peak Forward Surge Current, 8.3ms single half sine wave- superimposed on rated load( JEDEC METHOD )( Note 2,3 )	IFSM	200	Amps
Maximum Instantaneous Forward Voltage at 50A for unidirectional only ( Note 3,4 )	VF	SEE NOTES 4	Volts
Operating and Storage Temperature Range	TJ, TSTG	-55 to + 150	°C

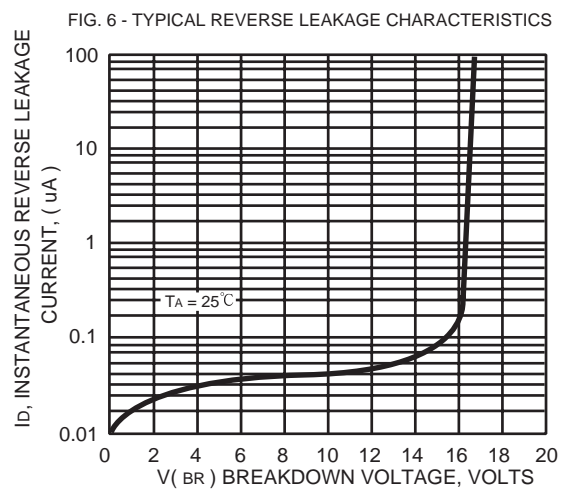
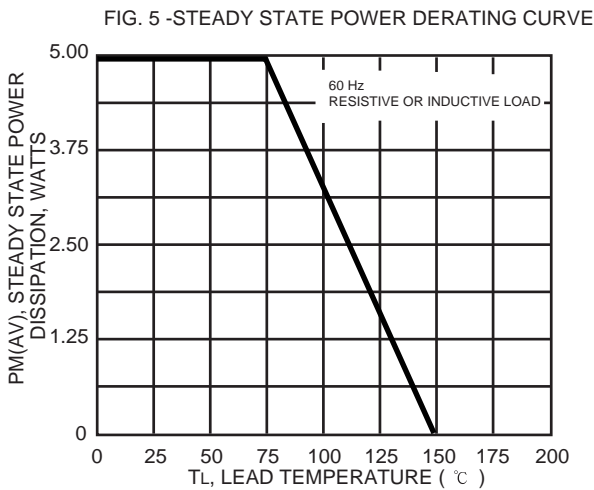
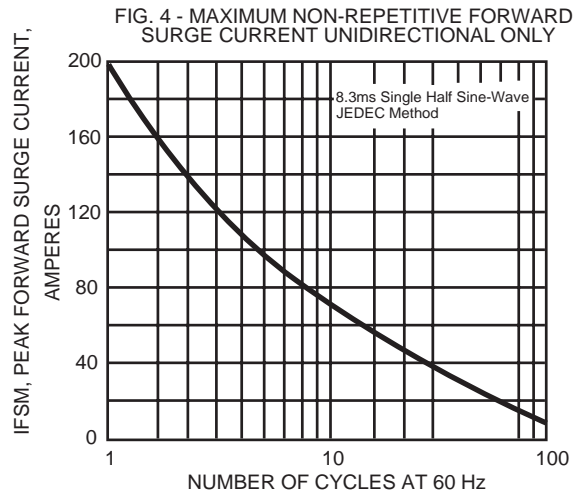
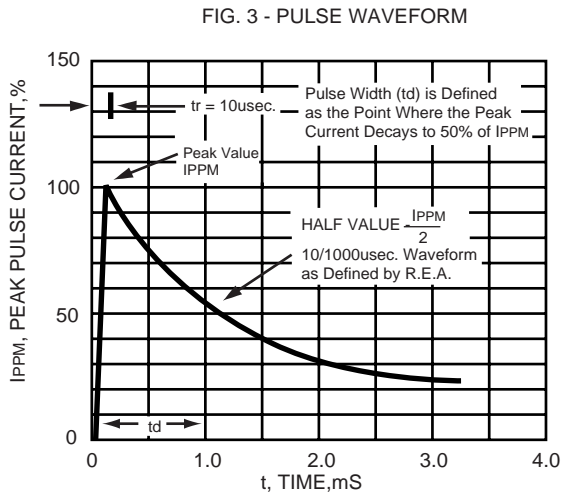
NOTES : 1. Non-repetitive current pulse, per Fig.3 and derated above TA = 25°C per Fig.2.

2. Mounted on 0.31 X 0.31" (8.0 X 8.0mm) copper pads to each terminal.

3. Measured on 8.3mS single half sine-wave or equivalent square wave, duty cycle = 4 pulses per minute maximum.

4. VF = 3.5V on 1.5FMCJ6.8 thru 1.5FMCJ90 devices and VF = 5.0V on 1.5FMCJ100 thru 1.5FMCJ400 devices.

# RATING AND CHARACTERISTIC CURVES ( 1.5FMCJ6.8 THRU 1.5FMCJ200CA )



# TRANSIENT VOLTAGE SUPPRESSORS

1500W SERIES TVS DIODES / DO-214AB ( CASE 4 ) 1500W

TYPE	Breakdown Voltage			Reverse Stand off Voltage $V_{WM}$ (Volts)	Maximum Reverse Leakage at $V_{WM}$ $I_D$ ( $\mu$ A)	Maximum Peak Pulse Current $I_{PPM}$ (Amps)	Maximum Clamping Voltage at $I_{PPM}$ $V_C$ (Volts)
	$V_{BR}$ (Volts)		@ $I_T$ (mA)				
	MIN.	MAX.					
1.5FMCJ6.8	6.12	7.48	10	5.50	1000	139	10.8
1.5FMCJ6.8A	6.45	7.14	10	5.80	1000	143	10.5
1.5FMCJ7.5	6.75	8.25	10	6.05	500	128	11.7
1.5FMCJ7.5A	7.13	7.88	10	6.40	500	133	11.3
1.5FMCJ8.2	7.38	9.02	10	6.63	200	120	12.5
1.5FMCJ8.2A	7.79	8.61	10	7.02	200	124	12.1
1.5FMCJ9.1	8.19	10.0	1.0	7.37	50	109	13.8
1.5FMCJ9.1A	8.65	9.55	1.0	7.78	50	112	13.4
1.5FMCJ10	9.00	11.0	1.0	8.10	10	100	15.0
1.5FMCJ10A	9.50	10.5	1.0	8.55	10	103	14.5
1.5FMCJ11	9.90	12.1	1.0	8.92	5.0	92.6	16.2
1.5FMCJ11A	10.5	11.6	1.0	9.40	5.0	96.2	15.6
1.5FMCJ12	10.8	13.2	1.0	9.72	5.0	86.7	17.3
1.5FMCJ12A	11.4	12.6	1.0	10.2	5.0	89.8	16.7
1.5FMCJ13	11.7	14.3	1.0	10.5	5.0	78.9	19.0
1.5FMCJ13A	12.4	13.7	1.0	11.1	5.0	82.4	18.2
1.5FMCJ15	13.5	16.5	1.0	12.1	5.0	68.2	22.0
1.5FMCJ15A	14.3	15.8	1.0	12.8	5.0	70.8	21.2
1.5FMCJ16	14.4	17.6	1.0	12.9	5.0	63.8	23.5
1.5FMCJ16A	15.2	16.8	1.0	13.6	5.0	66.7	22.5
1.5FMCJ18	16.2	19.8	1.0	14.5	5.0	56.6	26.5
1.5FMCJ18A	17.1	18.9	1.0	15.3	5.0	59.5	25.2
1.5FMCJ20	18.0	22.0	1.0	16.2	5.0	51.5	29.1
1.5FMCJ20A	19.0	21.0	1.0	17.1	5.0	54.2	27.7
1.5FMCJ22	19.8	24.2	1.0	17.8	5.0	47	31.9
1.5FMCJ22A	20.9	23.1	1.0	18.8	5.0	49	30.6
1.5FMCJ24	21.6	26.4	1.0	19.4	5.0	43.2	34.7
1.5FMCJ24A	22.8	25.2	1.0	20.5	5.0	45.2	33.2
1.5FMCJ27	24.3	29.7	1.0	21.8	5.0	38.4	39.1
1.5FMCJ27A	25.7	28.4	1.0	23.1	5.0	40	37.5
1.5FMCJ30	27.0	33.0	1.0	24.3	5.0	34.5	43.5
1.5FMCJ30A	28.5	31.5	1.0	25.6	5.0	36.2	41.4
1.5FMCJ33	29.7	36.3	1.0	26.8	5.0	31.4	47.7
1.5FMCJ33A	31.4	34.7	1.0	28.2	5.0	32.8	45.7
1.5FMCJ36	32.4	39.6	1.0	29.1	5.0	28.8	52.0
1.5FMCJ36A	34.2	37.8	1.0	30.8	5.0	30.1	49.9
1.5FMCJ39	35.1	42.9	1.0	31.6	5.0	26.6	56.4
1.5FMCJ39A	37.1	41.0	1.0	33.3	5.0	27.8	53.9
1.5FMCJ43	38.7	47.3	1.0	34.8	5.0	24.2	61.9
1.5FMCJ43A	40.9	45.2	1.0	36.8	5.0	25.3	59.3
1.5FMCJ47	42.3	51.7	1.0	38.1	5.0	22.1	67.8
1.5FMCJ47A	44.7	49.4	1.0	40.2	5.0	23.1	64.8
1.5FMCJ51	45.9	56.1	1.0	41.3	5.0	20.4	73.5
1.5FMCJ51A	48.5	53.6	1.0	43.6	5.0	21.4	70.1
1.5FMCJ56	50.4	61.6	1.0	45.4	5.0	18.6	80.5
1.5FMCJ56A	53.2	58.8	1.0	47.8	5.0	19.5	77.0

# TRANSIENT VOLTAGE SUPPRESSORS

1500W SERIES TVS DIODES / DO-214AB ( CASE 4 ) 1500W

TYPE	Breakdown Voltage		@I <sub>T</sub> (mA)	Reverse Stand off Voltage V <sub>WM</sub> (Volts)	Maximum Reverse Leakage at V <sub>WM</sub> I <sub>D</sub> (uA)	Maximum Peak Pulse Current I <sub>PPM</sub> (Amps)	Maximum Clamping Voltage at I <sub>PPM</sub> V <sub>C</sub> (Volts)
	V <sub>BR</sub> (Volts)						
	MIN.	MAX.					
1.5FMCJ62	55.8	68.2	1.0	50.2	5.0	16.9	89.0
1.5FMCJ62A	58.9	65.1	1.0	53.0	5.0	17.6	85.0
1.5FMCJ68	61.2	74.8	1.0	55.1	5.0	15.3	98.0
1.5FMCJ68A	64.6	71.4	1.0	58.1	5.0	16.3	92.0
1.5FMCJ75	67.5	82.5	1.0	60.7	5.0	13.9	109
1.5FMCJ75A	71.3	78.8	1.0	64.1	5.0	14.6	104
1.5FMCJ82	73.8	90.2	1.0	66.4	5.0	12.7	118
1.5FMCJ82A	77.9	86.1	1.0	70.1	5.0	13.3	113
1.5FMCJ91	81.9	100	1.0	73.7	5.0	11.5	131
1.5FMCJ91A	86.5	95.5	1.0	77.8	5.0	12.0	125
1.5FMCJ100	90.0	110	1.0	81.0	5.0	10.4	144
1.5FMCJ100A	95.0	105	1.0	85.5	5.0	10.9	137
1.5FMCJ110	99.0	121	1.0	89.2	5.0	9.9	158
1.5FMCJ110A	105	116	1.0	94.0	5.0	10.3	152
1.5FMCJ120	108	132	1.0	97.2	5.0	9.1	173
1.5FMCJ120A	114	126	1.0	102	5.0	9.5	165
1.5FMCJ130	117	143	1.0	105	5.0	8.4	187
1.5FMCJ130A	124	137	1.0	111	5.0	8.7	179
1.5FMCJ150	135	165	1.0	121	5.0	7.3	215
1.5FMCJ150A	143	158	1.0	128	5.0	7.6	207
1.5FMCJ160	144	176	1.0	130	5.0	6.8	230
1.5FMCJ160A	152	168	1.0	136	5.0	7.1	219
1.5FMCJ170	153	187	1.0	138	5.0	6.4	244
1.5FMCJ170A	162	179	1.0	145	5.0	6.7	234
1.5FMCJ180	162	198	1.0	146	5.0	6.1	258
1.5FMCJ180A	171	189	1.0	154	5.0	6.4	246
1.5FMCJ200	180	220	1.0	162	5.0	5.4	287
1.5FMCJ200A	190	210	1.0	171	5.0	5.7	274

- Notes :
1. V<sub>BR</sub> measured after I<sub>T</sub> applied for 300ms. I<sub>T</sub> = square pulse or equivalent.
  2. For bidirectional use C or CA suffixs for all types (ex. 1.5FMCJ6.8C,1.5FMCJ200CA) electrical characteristics apply in both directions.
  3. For bidirectional types having V<sub>WM</sub> of 10 volts and less, the I<sub>D</sub> limit is doubled.
  4. All devices UL listed file# E211196.