



# 1.5SMC6.8A ~ 1.5SMC250CA Series

**GLASS PASSIVATED JUNCTION TRANSIENT VOLTAGE SUPPRESSOR PEAK PULSE POWER 1500 Watt**

**BREAK DOWN VOLTAGE**

**6.8 to 250 Volt**

**SMC / DO-214AB**

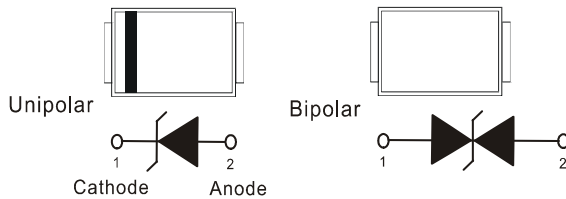
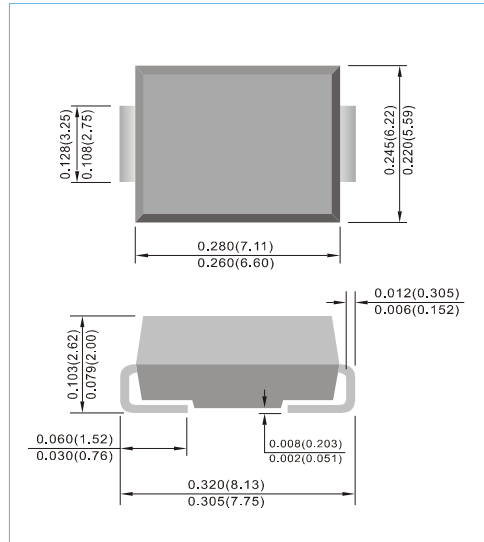
Unit : inch(mm)

## FEATURES

- Plastic package has Underwriters Laboratory Flammability Classification 94V-0
- Glass passivated chip junction in SMC/DO-214AB package
- 1500W surge capability at 1ms
- Excellent clamping capability
- Low zener impedance
- Fast response time: typically less than 1 ps from 0 volts to BV min
- High temperature soldering guaranteed: 260°C/10 seconds/0.375", (9.5mm) lead length/5lbs., (2.3kg) tension
- ESD IEC-61000-4-2 Air  $\pm$  30kV, Contact  $\pm$  30kV
- Lead free in compliance with EU RoHS 2.0
- Green molding compound as per IEC 61249 standard

## MECHANICAL DATA

- Case : JEDEC SMC/DO-214AB molded plastic
- Terminals : Solderable per MIL-STD-750, Method 2026
- Polarity : Color band denotes cathode end
- Approx. Weight : 0.2325 grams



## DEVICES FOR BIPOLAR APPLICATIONS

For Bidirectional use CA Suffix for types 1.5SMC6.8CA thru types 1.5SMC250CA

Electrical characteristics apply in both directions.

## MAXIMUM RATINGS AND CHARACTERISTICS

Rating at 25°C ambient temperature unless otherwise specified.

Rating	Symbol	Value	Units
Peak Power Dissipation at $T_A=25^\circ\text{C}$ , $t_p=1\text{ms}$ (Notes 1)	$P_{PP}$	1500	Watts
Typical Thermal Resistance Junction to Air (Notes 2)	$R_{\theta JA}$	50	$^\circ\text{C} / \text{W}$
Peak Pulse Current on $t_p=10/1000\mu\text{s}$ waveform (Notes 1)	$I_{PPM}$	see Table	Amps
Peak Forward Surge Current, 8.3ms Single Half Sine-Wave Superimposed on Rated Load (Notes 3)	$I_{FSM}$	200	Amps
ESD IEC-61000-4-2 (Air) ESD IEC-61000-4-2 (Contact)	$V_{ESD}$	$\pm 30$ $\pm 30$	kV
Operating Junction and Storage Temperature Range	$T_J, T_{STG}$	-55 to +150	$^\circ\text{C}$

### NOTES :

1. Non-repetitive current pulse, per Fig. 3 and derated above  $T_A=25^\circ\text{C}$  per Fig. 2.
2. Mounted on Copper Leaf area of  $0.79 \text{ in}^2 (20\text{mm}^2)$ .
3. 8.3ms single half sine-wave, duty cycle= 4 pulses per minutes maximum.
4. A transient suppressor is selected according to the working peak reverse voltage ( $V_{RWM}$ ), which should be equal to or greater than the DC or continuous peak operating voltage level.

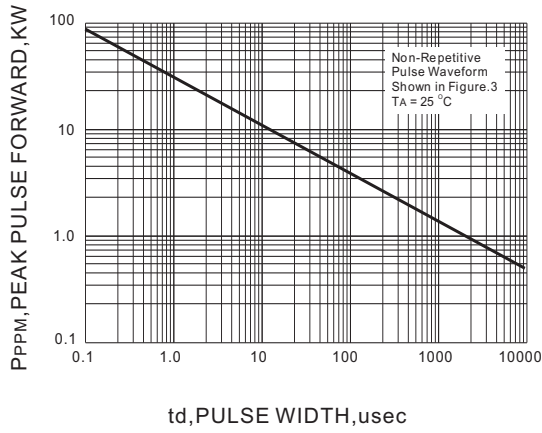


# 1.5SMC6.8A ~ 1.5SMC250CA Series

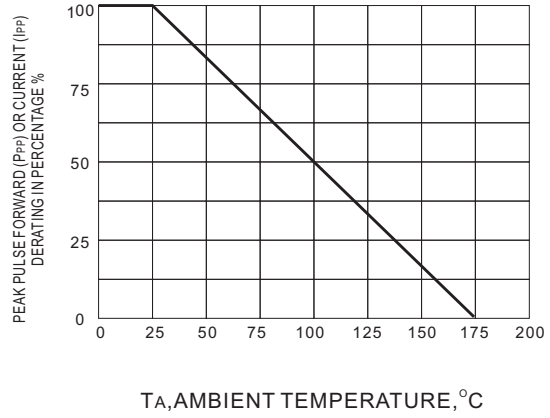
Part Number		Reverse Stand-off Voltage	Breakdown Voltage		Test Current	Reverse Leakage		Max. Clamp Voltage 10/1000us	Peak Pulse Current 10/1000us	Marking Code	
		V <sub>RWM</sub> (Notes 4)	V <sub>BR</sub> @ I <sub>T</sub>		I <sub>T</sub>	I <sub>R</sub> @ V <sub>RWM</sub>		V <sub>C</sub> @ I <sub>PP</sub>	I <sub>PP</sub>		
			Min.	Max.		UNI	BI				
UNI	BI	V	V	V	mA	uA	uA	V	A	UNI	BI
<b>1500W Transient Voltage Suppressor</b>											
1.5SMC6.8A	1.5SMC6.8CA	5.8	6.45	7.14	10	1000	2000	10.5	143	FZB	JZB
1.5SMC7.5A	1.5SMC7.5CA	6.4	7.13	7.88	10	500	1000	11.3	132	FZD	JZD
1.5SMC8.2A	1.5SMC8.2CA	7.02	7.79	8.61	10	200	400	12.1	124	FZF	JZF
1.5SMC9.1A	1.5SMC9.1CA	7.78	8.65	9.5	1	50	100	13.4	112	FZH	JZH
1.5SMC10A	1.5SMC10CA	8.55	9.5	10.5	1	10	20	14.5	103	FZK	JZK
1.5SMC11A	1.5SMC11CA	9.4	10.5	11.6	1	5	10	15.6	96	FZM	JZM
1.5SMC12A	1.5SMC12CA	10.2	11.4	12.6	1	5	5	16.7	90	FZP	JZP
1.5SMC13A	1.5SMC13CA	11.1	12.4	13.7	1	1	1	18.2	82	FZR	JZR
1.5SMC15A	1.5SMC15CA	12.8	14.3	15.8	1	1	1	21.2	71	FZT	JZT
1.5SMC16A	1.5SMC16CA	13.6	15.2	16.8	1	1	1	22.5	67	FZV	JZV
1.5SMC18A	1.5SMC18CA	15.3	17.1	18.9	1	1	1	25.2	59.5	FZX	JZX
1.5SMC20A	1.5SMC20CA	17.1	19	21	1	1	1	27.7	54	FZZ	JZZ
1.5SMC22A	1.5SMC22CA	18.8	20.9	23.1	1	1	1	30.6	49	FXB	JXB
1.5SMC24A	1.5SMC24CA	20.5	22.8	25.2	1	1	1	33.2	45	FXD	JXD
1.5SMC27A	1.5SMC27CA	23.1	25.7	28.4	1	1	1	37.5	40	FXF	JXF
1.5SMC30A	1.5SMC30CA	25.6	28.5	31.5	1	1	1	41.4	36	FXH	JXH
1.5SMC33A	1.5SMC33CA	28.2	31.4	34.7	1	1	1	45.7	33	FXK	JXK
1.5SMC36A	1.5SMC36CA	30.8	34.2	37.8	1	1	1	49.9	30	FXM	JXM
1.5SMC39A	1.5SMC39CA	33.3	37.1	41	1	1	1	53.9	28	FXP	JXP
1.5SMC43A	1.5SMC43CA	36.8	40.9	45.2	1	1	1	59.3	25.3	FXR	JXR
1.5SMC47A	1.5SMC47CA	40.2	44.7	49.4	1	1	1	64.8	23.2	FXT	JXT
1.5SMC51A	1.5SMC51CA	43.6	48.5	53.6	1	1	1	70.1	21.4	FXV	JXV
1.5SMC56A	1.5SMC56CA	47.8	53.2	58.8	1	1	1	77	19.5	FXX	JXX
1.5SMC62A	1.5SMC62CA	53	58.9	65.1	1	1	1	85	17.7	FXZ	JXZ
1.5SMC68A	1.5SMC68CA	58.1	64.6	71.4	1	1	1	92	16.3	FYB	JYB
1.5SMC75A	1.5SMC75CA	64.1	71.3	78.8	1	1	1	103	14.6	FYD	JYD
1.5SMC82A	1.5SMC82CA	70.1	77.9	86.1	1	1	1	113	13.3	FYF	JYF
1.5SMC91A	1.5SMC91CA	77.8	86.5	95.5	1	1	1	125	12	FYH	JYH
1.5SMC100A	1.5SMC100CA	85.5	95	105	1	1	1	137	11	FYK	JYK
1.5SMC110A	1.5SMC110CA	94	105	116	1	1	1	152	9.9	FYM	JYM
1.5SMC120A	1.5SMC120CA	102	114	126	1	1	1	165	9.1	FYP	JYP
1.5SMC130A	1.5SMC130CA	111	124	137	1	1	1	179	8.4	FYR	JYR
1.5SMC150A	1.5SMC150CA	128	143	158	1	1	1	207	7.2	FYT	JYT
1.5SMC160A	1.5SMC160CA	136	152	168	1	1	1	219	6.8	FYV	JYV
1.5SMC170A	1.5SMC170CA	145	162	179	1	1	1	234	6.4	FYX	JYX
1.5SMC180A	1.5SMC180CA	154	171	189	1	1	1	246	6.1	FYZ	JYZ
1.5SMC200A	1.5SMC200CA	171	190	210	1	1	1	274	5.5	FWB	JWB
1.5SMC220A	1.5SMC220CA	185	209	231	1	1	1	328	4.6	FWD	JWD
1.5SMC250A	1.5SMC250CA	214	237	263	1	1	1	344	4.5	FWF	JWF



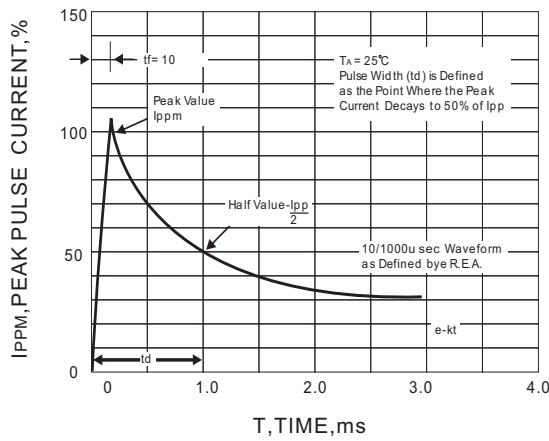
# 1.5SMC6.8A ~ 1.5SMC250CA Series



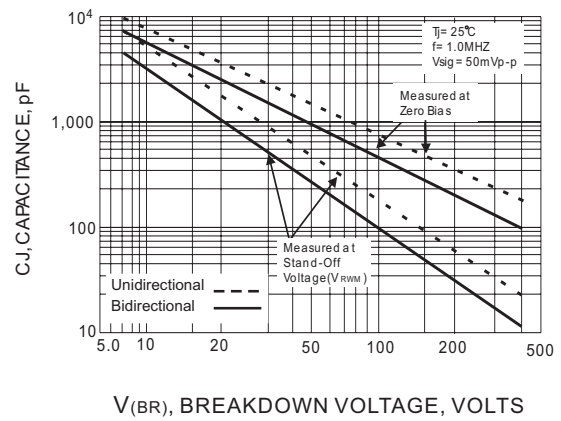
**Fig.1 PEAK PULSE POWER RATING VERSUS PULSE TIME CURVE**



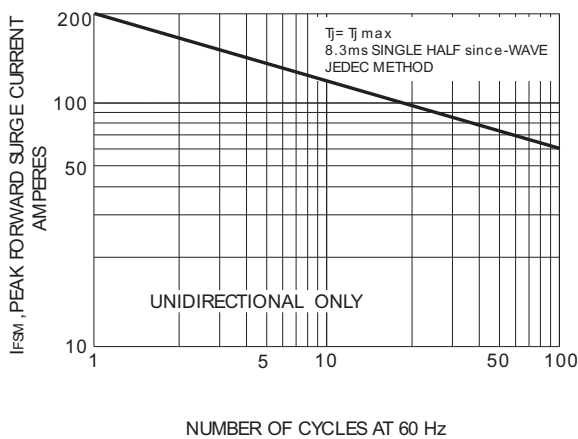
**Fig.2 PULSE DERATING CURVE**



**Fig.3 PULSE WAVEFORM**



**Fig.4 TYPICAL JUNCTION CAPACITANCE**

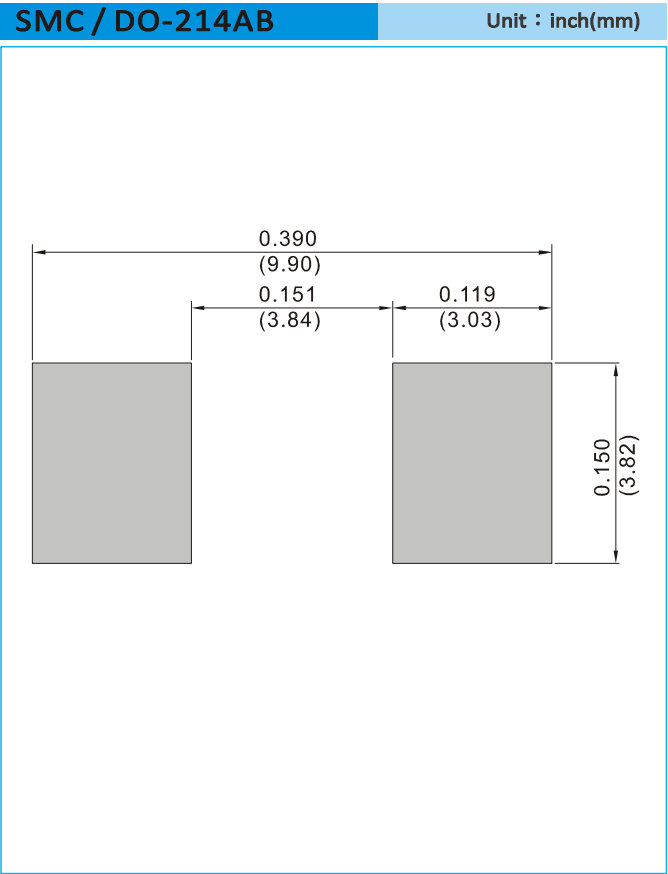


**Fig.5 MAXIMUM NON-REPETITIVE PEAK FORWARD SURGE CURRENT UNIDIRECTIONAL**



# 1.5SMC6.8A ~ 1.5SMC250CA Series

## MOUNTING PAD LAYOUT



## ORDER INFORMATION

- Packing information  
T/R - 3K per 13" plastic Reel  
T/R - 0.8K per 7" plastic Reel



# 1.5SMC6.8A ~ 1.5SMC250CA Series

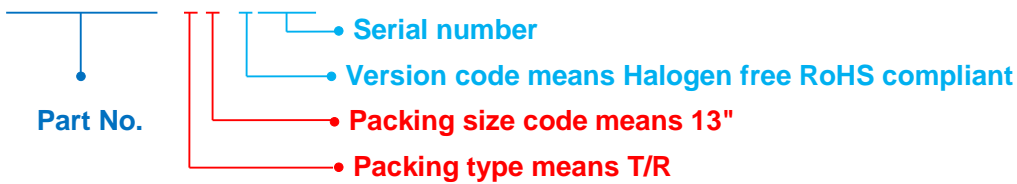
## Part No.\_packing code\_Version

1.5SMC6.8A\_R1\_00001

1.5SMC6.8A\_R2\_00001

For example :

**RB500V-40\_R2\_00001**



Packing Code <b>XX</b>				Version Code <b>X</b>		Serial number <b>XXXX</b>
Packing type	1 <sup>st</sup> Code	Packing size code	2 <sup>nd</sup> Code	HSF Level	1 <sup>st</sup> Code	2 <sup>nd</sup> ~5 <sup>th</sup> Code
Tape and Ammunition Box (T/B)	<b>A</b>	N/A	<b>0</b>	Halogen free RoHS compliant	<b>0</b>	serial number
Tape and Reel (T/R)	<b>R</b>	7"	<b>1</b>	RoHS compliant	<b>1</b>	serial number
Bulk Packing (B/P)	<b>B</b>	13"	<b>2</b>			
Tube Packing (T/P)	<b>T</b>	26mm	<b>X</b>			
Tape and Reel (Right Oriented) (TRR)	<b>S</b>	52mm	<b>Y</b>			
Tape and Reel (Left Oriented) (TRL)	<b>L</b>	PANASERT T/B CATHODE UP (PBCU)	<b>U</b>			
FORMING	<b>F</b>	PANASERT T/B CATHODE DOWN (PBCD)	<b>D</b>			