

10/100/1000 BASE-T SINGLE & DUAL PORT TRANSFORMER MODULE



Ruggedized

- ⊙ Compliant with IEEE 802.3ab for 1000 Base-T
- ⊙ 350µH OCL with 8mA bias at extended temperatures
- ⊙ Storage Temperature: -55°C to +125°C
- ⊙ Operating Temperature:
 - 1000B-5001/5002/5003: -40°C to +85°C
 - 1000B-5001X/5002X/5003X: -55°C to +125°C
- ⊙ IC grade transfer-molded package withstands 235°C peak temperature profile; RoHS version withstands 245°C
- ⊙ Moisture Sensitivity Level: 3

Electrical Specifications @ 25°C

Part Number	Insertion Loss (dB MAX)					Return Loss (dB MIN)				Crosstalk (dB MIN)			CM to CM Rejection (dB MIN)			DM to CM Rejection (dB MIN)			HiPot (Vrms)
	0.10 MHz	30 MHz	60 MHz	80 MHz	100 MHz	30 MHz	60 MHz	80 MHz	100 MHz	30 MHz	60 MHz	100 MHz	30 MHz	60 MHz	100 MHz	30 MHz	60 MHz	100 MHz	60 Hz
1000B-5001	1.2	1.2	1.2	1.2	1.2	18	12	10	10	43	37	33	40	35	30	43	37	33	1500
1000B-5001X	1.4	1.4	1.4	1.4	1.4	18	12	10	8	43	37	33	40	35	30	43	37	33	1500
1000B-5002	1.2	1.2	1.2	1.2	1.2	18	14	12	10	43	37	33	40	35	30	43	37	33	1500
1000B-5002X	1.2	1.2	1.2	1.2	1.2	18	14	12	10	43	37	33	40	35	30	43	37	33	1500
1000B-5003	1.2	1.2	1.2	1.2	1.2	18	14	11	9	43	37	33	40	35	30	43	37	33	1500
1000B-5003X	1.2	1.2	1.2	1.2	1.2	18	14	11	9	43	37	33	40	35	30	43	37	33	1500

NOTES:

1. Add suffix "NL" for RoHS compliant version; i.e. 1000B-5001 becomes **1000B-5001NL**. NL parts have 100% SN Lead Finish (MSL:4)
2. For Tape & Reel packaging, add "T" suffix at the end of the part number: i.e. **1000B-5001NLT**

Mechanicals

Electrical Schematics

1000B-5001/X

Dimensions: inch [mm]
Tolerance (unless otherwise specified): ±0.010 [0.25]

PCB PAD PATTERN
(REFERENCE ONLY)

LEGEND

C	M
H	E
I	D
P	I
T	A
D	S
I	I
D	D
E	E

All channels are in phase between input and output



10/100/1000 BASE-T SINGLE & DUAL PORT TRANSFORMER MODULE



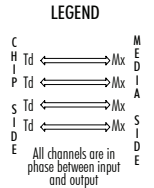
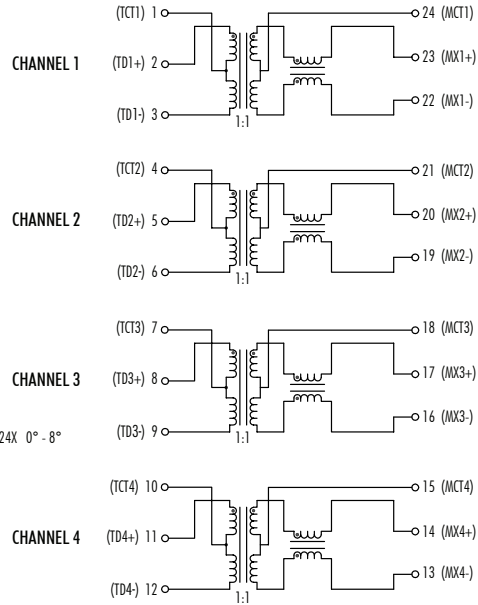
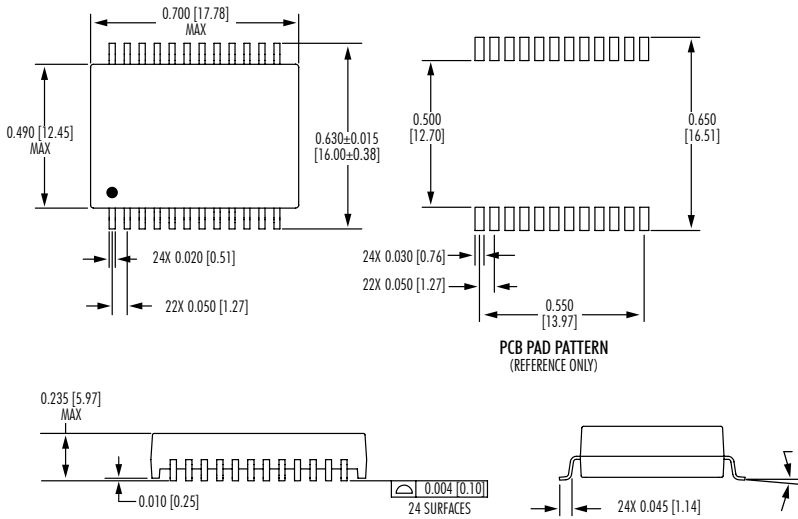
Ruggedized

Mechanicals

Electrical Schematics

1000B-5002/X

Dimensions: inch [mm]
Tolerance (unless otherwise specified): ±0.010 [0.25]

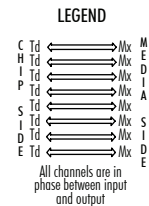
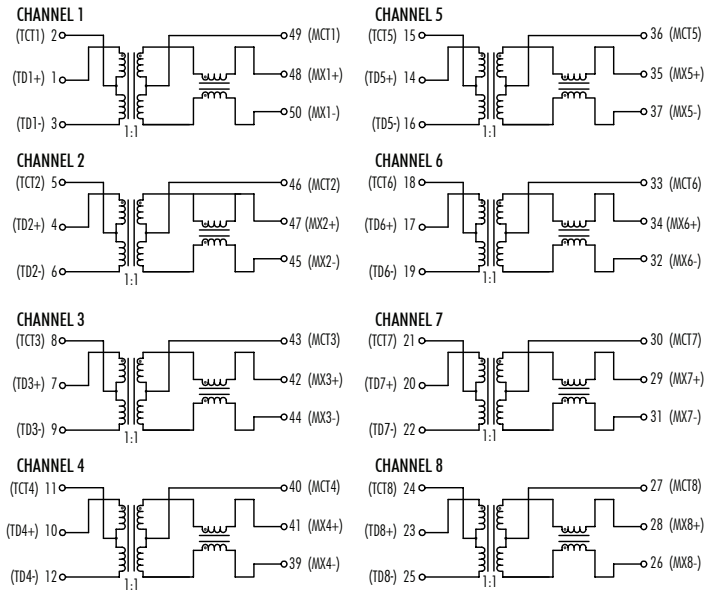
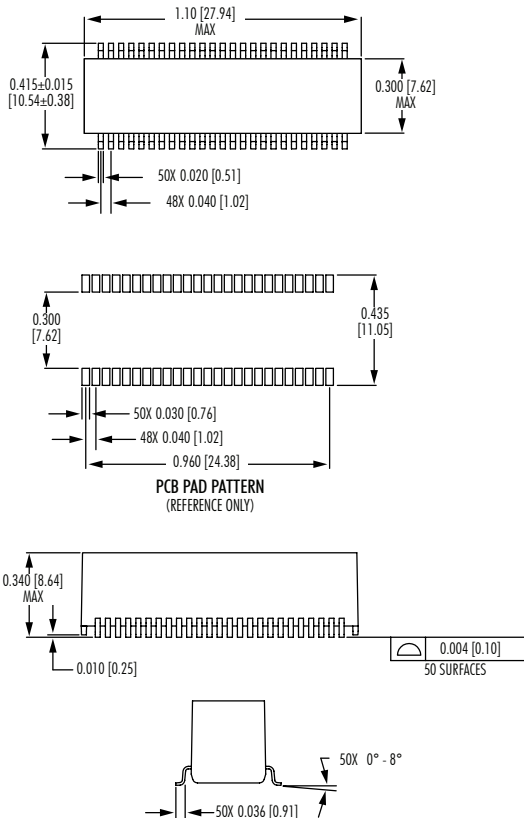


Mechanicals

Electrical Schematics

1000B-5003/X

Dimensions: inch [mm]
Tolerance (unless otherwise specified): ±0.010 [0.25]



Performance warranty of products offered on this data sheet is limited to the parameters specified. Data is subject to change without notice. Other brand and product names mentioned herein may be trademarks or registered trademarks of their respective owners. © Copyright, 2020. iNRCORE, LLC. All rights reserved.

M1061.B (11/21)