


1000 BASE - T TRANSFORMER MODULE



Ruggedized



- Compliant with IEEE 802.3 standards
- 350µH OCL with 8mA DC bias
- Epoxy encapsulated package withstands 235°C peak temperature profile
- Operating Temperature:
 - 1000B-5006: -40°C to +85°C
 - 1000B-5006X: -55°C to +125°C
- Moisture Sensitivity Level: 3

Electrical Specifications @ 25°C

Part Number	Insertion Loss (dB MAX)				Return Loss (dB MIN)					Crosstalk (dB MIN)			DM to CM Rejection Ratio (dB MIN)				HiPot (Vrms)
	0.10 MHz	30 MHz	60 MHz	100 MHz	5 MHz	30 MHz	50 MHz	60 MHz	80 MHz	30 MHz	60 MHz	100 MHz	1 MHz	30 MHz	60 MHz	100 MHz	
1000B-5006	1.2	1.2	1.2	1.2	18	18	13	12	10	43	37	33	43	37	30	30	
1000B-5006X	1.4	1.4	1.4	1.4	18	18	13	12	10	43	37	33	43	37	33	33	

NOTES:

- Add suffix "NL" for RoHS compliant version; i.e. 1000B-5006 becomes **1000B-5006NL**. NL parts have 100% SN Lead Finish (MSL:4)
- For Tape & Reel packaging, add "T" suffix at the end of the part number: i.e. **1000B-5006NLT**

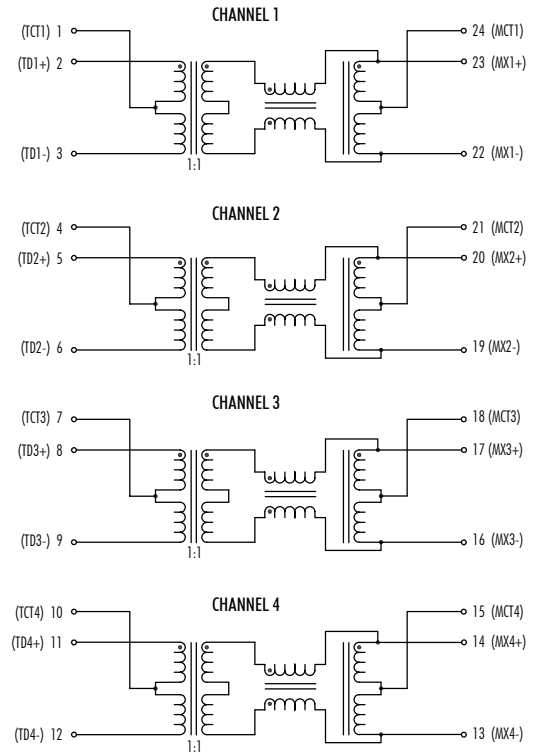
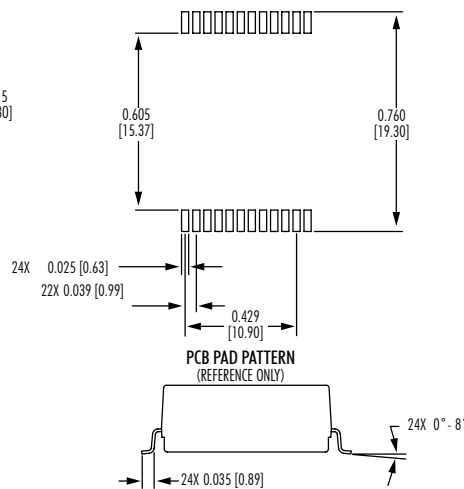
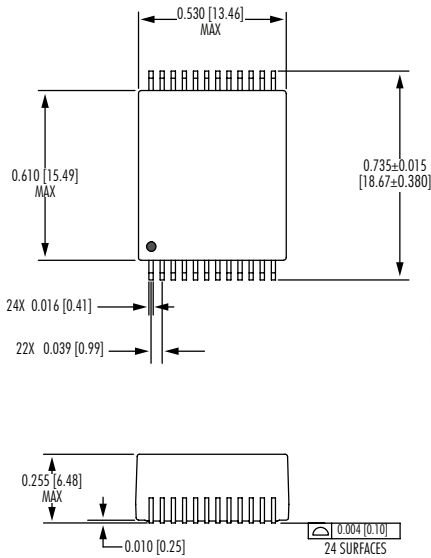
Mechanicals

Electrical Schematics

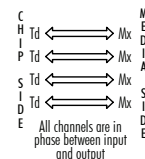
1000B-5006 / 1000B-5006X

Dimensions: inch [mm]

Tolerance (unless otherwise specified): ±0.010 [0.25]



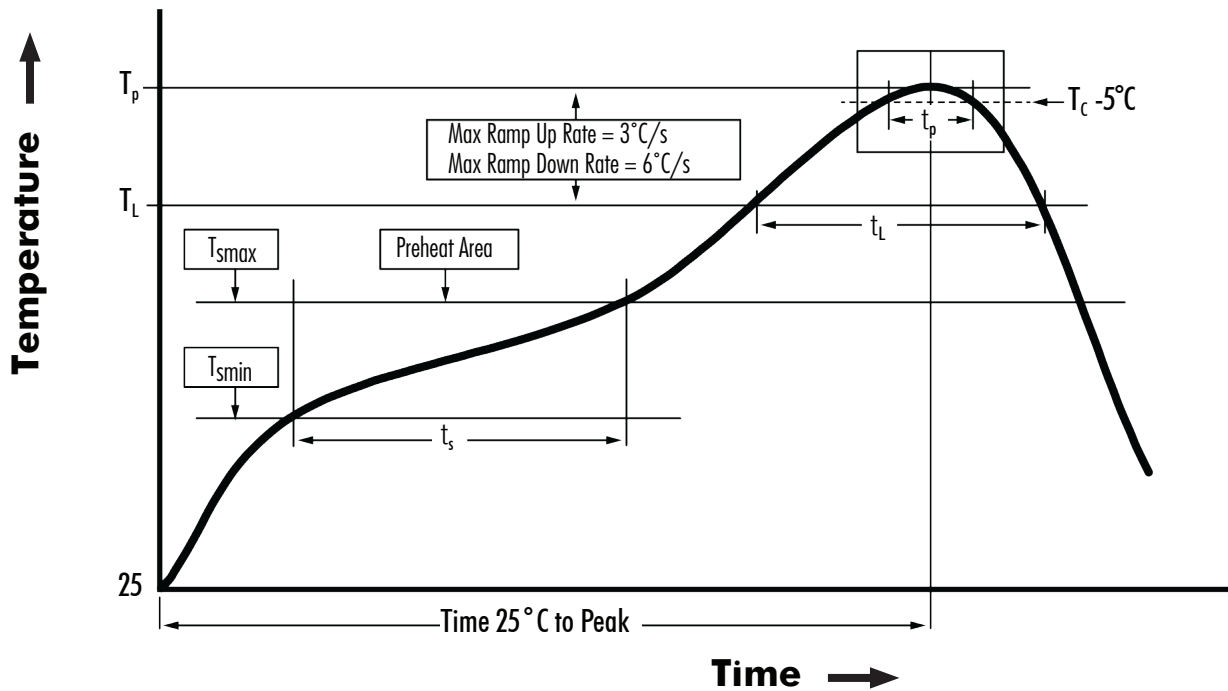
LEGEND



Performance warranty of products offered on this data sheet is limited to the parameters specified. Data is subject to change without notice. Other brand and product names mentioned herein may be trademarks or registered trademarks of their respective owners. © Copyright, 2020. iNRCORE, LLC. All rights reserved.

M199.F (10/21)

Tin/Lead Recommended Reflow Profile (Based on J-STD-020D)



$T_{S_{MIN}}$ (°C)	$T_{S_{MAX}}$ (°C)	T_L (°C)	T_P (°C MAX)	t_s (s)	t_L (s)	t_p (s MAX)	Ramp-up rate (T_L to T_P)	Ramp-down rate (T_P to T_L)	Time 25°C to peak temperature (s MAX)
100	150	183	235	60 - 120	60 - 150	20	3°C/s MAX	6°C/s MAX	360

NOTES:

1. All temperatures measured on the package leads.
2. Maximum times of reflow cycle: 2

