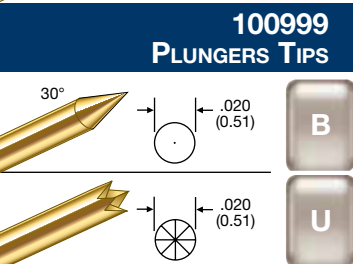
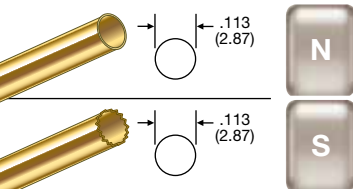


# Coax Probes ATTACHED CABLE

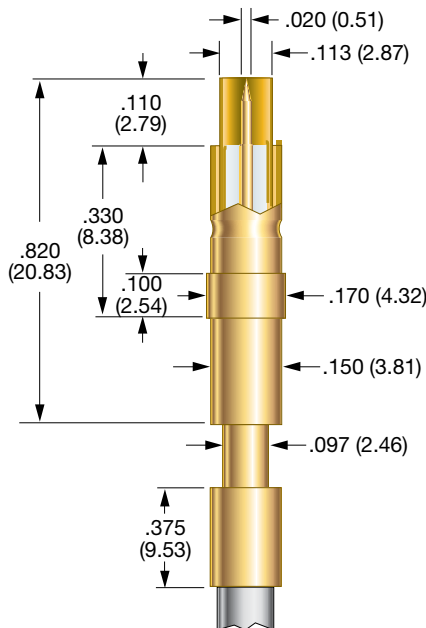
## 100445 & 100746 SIGNAL PLUNGERS



## 100445 & 100746 SHIELDING PLUNGERS



## 100445/100746



### PROBE SPECIFICATIONS

**Minimum Centers:** .200 (5.08)  
**Current Rating:** 3 amps continuous  
**Spring Force:** Signal Conductor:  
 B Tip: 1.6 oz. @ .070 (1.78) travel  
 A, ES, H Tips: 2.0 oz. @ .070 (1.78) travel  
 Shielding Plunger: 4.3 oz. @ .070 (1.78) travel  
**Nominal Impedance:** 50 Ω  
**Maximum Travel:**  
 .090 (2.29) for tip B  
 .075 (1.91) for tips A, ES, H  
**Working Travel:** .070 (1.78)

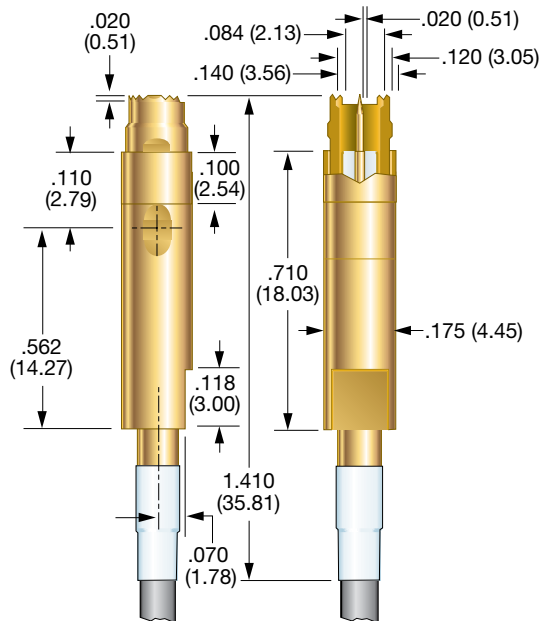
### MATERIALS

**Barrel:** Brass, gold plated  
**Spring:**  
 Signal Conductor: Beryllium copper, gold plated  
 Shielding Plunger: Stainless steel, gold plated  
**Shielding Plunger:** Beryllium copper, gold plated  
**Dielectric Insulator:** Teflon  
**Shielding Tube:** Stainless steel, gold plated  
**Signal Conductor:** Series S, Size 00 probe  
**Crimp Ferrule:** Brass, gold plated  
**Coaxial Cable:** 100445: RG 174U  
 100746: RG 316

### HOW TO ORDER

<b>100445</b>	<b>B</b>	<b>F</b>	<b>N</b>	<b>12</b>	<b>AM</b>
BASE PART NUMBER	SIGNAL PROBE TIP	MOUNTING FLANGE	SHIELDING PLUNGER	CABLE LENGTH	CABLE TERMINATION
			N: WITHOUT FLANGE F: WITH FLANGE		
<b>SHIELDING PLUNGER:</b>		<b>CABLE LENGTH:</b>		<b>AM: SMA MALE</b>	
S: SERRATED		12 - 12 INCHES		AF: SMA FEMALE	
N: FLAT		36 - 36 INCHES		NC: NO CONNECTOR	

## 100999



### PROBE SPECIFICATIONS

**Minimum Centers:** .200 (5.08)  
**Current Rating:** 3 amps continuous  
**Spring Force:** Signal Conductor:  
 B Tip: 1.6 oz. @ .070 (1.78) travel  
 U Tip: 3.3 oz. @ .070 (1.78) travel  
 Shielding Plunger: 4.5 oz. @ .070 (1.78) travel  
**Nominal Impedance:** 50 Ω  
**Maximum Travel:** .090 (2.29)  
**Working Travel:** .070 (1.78)

### MATERIALS

**Barrel:** Brass, gold plated  
**Spring:**  
 Signal Conductor: Beryllium copper, gold plated  
 Shielding Plunger: Stainless steel, gold plated  
**Shielding Plunger:** Beryllium copper, gold plated  
**Dielectric Insulator:** Teflon  
**Shielding Tube:** Brass, gold plated  
**Signal Conductor:** Series S, Size 00 probe  
**Coaxial Cable:** Semi-flex or flex cable

### HOW TO ORDER

<b>100999</b>	<b>B</b>	<b>12</b>	<b>AM</b>	<b>F</b>
BASE PART NUMBER	SIGNAL PROBE TIP	CABLE LENGTH	TERMINATION	CABLE TYPE
<b>CABLE LENGTH:</b>		<b>AM: SMA MALE</b>		<b>F: FLEX</b>
12 - 12 INCHES		AF: SMA FEMALE		S: SEMI-FLEX
36 - 36 INCHES		NC: NO CONNECTOR		

\* WHEN ORDERING WITH A PREATTACHED CONNECTOR, PLEASE NOTE THAT THE CONNECTOR WILL NOT FIT THROUGH THE PROBE MOUNTING HOLE. THE PROBE MUST BE INSERTED FROM THE BOTTOM SIDE OF THE MOUNTING PLATE.

CONSULT IDI FOR MORE INFORMATION.

Specifications subject to change without notice. Dimensions in inches (millimeters)