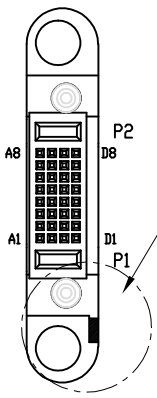
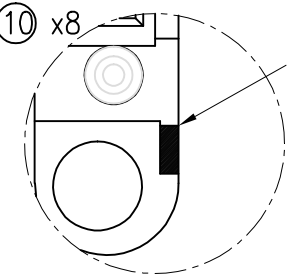
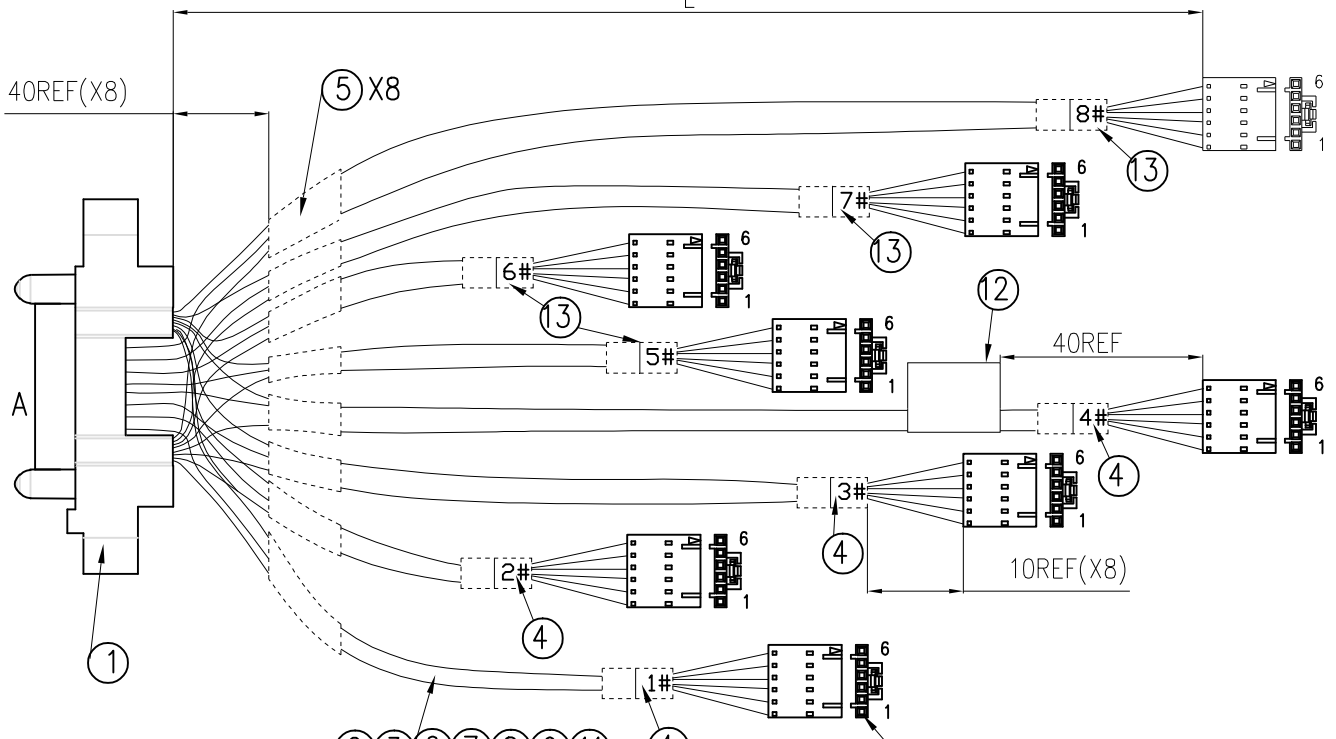


FCI P/N
10080594-6KB0467LF



CONN 1



Key Marking White color

4	PC	LABEL WHITE	13
1	PC	ID LABEL	12
NA	M	EXPANDABLE SLEEVE,6.0mm,BLACK	11
48	PC	TEM,MOLEX:42817-0112,MALE,2.540μm Tin+0.762μm Au	10
8	PC	HSG 6P,2.54P,MOLEX:50-5794-06,PA,BL,UL94V-0	9
NA	M	UL1061 22AWG YELLOW	8
NA	M	UL1007 26AWG RED	7
NA	M	UL1007 26AWG BLUE	6
NA	M	UL1007 26AWG WHITE	5
NA	M	ACETATE CLOTH,WIDTH: 20mm,BLACK	4
4	PC	LABEL YELLOW	3
NA	M	UL1007 26AWG GREEN	2
NA	M	UL1061 22AWG BLACK	1
32	PC	SIGNAL TERM,FEMALE,30u" Au OVER 50u" Ni	1
2	PC	POWER TERM,FEMALE,3u" Au+27u" PdNi OVER 50u" Ni	1
1	PC	HSG 1P32S1P, 2.54P, THERMO PLASTIC, UL94 V-0,BL	1
Qty	Unit	Description	Item

②③⑥⑦⑧⑨⑪ X8

E

spec ref	-	dr	William He	2014-11-21	projection	mm	size	A3	scale	N/A											
tolerance std	TOLERANCES UNLESS OTHERWISE SPECIFIED	eng	William He	2014-11-21		mm	ecn no	ECN-ELX-N-19521													
surface	<table border="1"> <tr><td>linear</td><td>0.X</td><td>±</td></tr> <tr><td></td><td>0.XX</td><td>±0.25</td></tr> <tr><td></td><td>0.XXX</td><td>±</td></tr> <tr><td>angular</td><td>0°</td><td>±</td></tr> </table>	linear	0.X	±				0.XX	±0.25		0.XXX	±	angular	0°	±	chr	Guo-Feng Jin	2014-11-21	product family	rel level	-
linear	0.X	±																			
	0.XX	±0.25																			
	0.XXX	±																			
angular	0°	±																			
		appr	Guo-Feng Jin	2014-11-21																	
					title PowerBlade 1P32S1P Cable Assembly		dwg no 10080594-6KB0467LF		rev E												
		www.fci.com		cat. no.	-		Customer Drawing		sheet 1 of 3												

Copyright FCI

1

2

3

4

A

A

B

B

C

C

D

D



Copyright FCI

CONN1	WIRE DESCRIPTION	6P HOUSING	LABEL	LENGTH(L)
P1	UL1061 22awg YELLOW	6	1#	140±10
A1	UL1007 26AWG GREEN	2		
B1	UL1007 26AWG RED	3		
C1	UL1007 26AWG WHITE	4		
D1	UL1007 26AWG BLUE	5		
P2	UL1061 22awg BLACK	1	2#	90±6
P1	UL1061 22awg YELLOW	6		
A2	UL1007 26AWG GREEN	2		
B2	UL1007 26AWG RED	3		
C2	UL1007 26AWG WHITE	4		
D2	UL1007 26AWG BLUE	5		
P2	UL1061 22awg BLACK	1	3#	170±10
P1	UL1061 22awg YELLOW	6		
A3	UL1007 26AWG GREEN	2		
B3	UL1007 26AWG RED	3		
C3	UL1007 26AWG WHITE	4		
D3	UL1007 26AWG BLUE	5		
P2	UL1061 22awg BLACK	1	4#	270±10
P1	UL1061 22awg YELLOW	6		
A4	UL1007 26AWG GREEN	2		
B4	UL1007 26AWG RED	3		
C4	UL1007 26AWG WHITE	4		
D4	UL1007 26AWG BLUE	5		
P2	UL1061 22awg BLACK	1		

CONN1	WIRE DESCRIPTION	6P HOUSING	LABEL	LENGTH(L)
P1	UL1061 22awg YELLOW	6	5#	140±10
A5	UL1007 26AWG GREEN	2		
B5	UL1007 26AWG RED	3		
C5	UL1007 26AWG WHITE	4		
D5	UL1007 26AWG BLUE	5		
P2	UL1061 22awg BLACK	1	6#	90±6
P1	UL1061 22awg YELLOW	6		
A6	UL1007 26AWG GREEN	2		
B6	UL1007 26AWG RED	3		
C6	UL1007 26AWG WHITE	4		
D6	UL1007 26AWG BLUE	5		
P2	UL1061 22awg BLACK	1	7#	170±10
P1	UL1061 22awg YELLOW	6		
A7	UL1007 26AWG GREEN	2		
B7	UL1007 26AWG RED	3		
C7	UL1007 26AWG WHITE	4		
D7	UL1007 26AWG BLUE	5		
P2	UL1061 22awg BLACK	1	8#	270±10
P1	UL1061 22awg YELLOW	6		
A8	UL1007 26AWG GREEN	2		
B8	UL1007 26AWG RED	3		
C8	UL1007 26AWG WHITE	4		
D8	UL1007 26AWG BLUE	5		
P2	UL1061 22awg BLACK	1		

spec ref	-			dr	William He	2014-11-21	projection		size	A3	scale	N/A			
tolerance std	TOLERANCES UNLESS OTHERWISE SPECIFIED			eng	William He	2014-11-21		mm	ecn no		ECN-ELX-N-19521				
-				chr	Guo-Feng Jin	2014-11-21			rel level		-				
surface	✓	linear	0.X	±-		title	PowerBlade 1P32S1P Cable Assembly	drg no	10080594-6KB0467LF	rev	E				
-			0.XX	±0.25							www.fci.com	cat. no.	-	Customer Drawing	sheet 2 of 3
		angular	0°	±-											

Proj. file - B01 C - 2009-08-08

1

2

3

4