

10/100BASE - TX SINGLE PORT TRANSFORMER MODULE



Ruggedized



- Compliant with IEEE 802.3u & ANSI X3.263 standards
- 350µH OCL with 8mA D.C.bias
- Operating and storage temperature:
100B-1001 & 100B-1003: -40°C to +85°C
100B-1001X & 100B-1003X: -55°C to +125°C
- Moisture Sensitivity Level: 3
- Maximum Isolation Voltage: 1500 VAC

Electrical Specifications @ 25°C

Part Number	Insertion Loss (dB MAX)					Return Loss (dB MIN)					Crosstalk (dB MIN)				DM to CM Rejection Ratio (dB MIN)			
	0.10 MHz	30 MHz	60 MHz	80 MHz	100 MHz	2 MHz	30 MHz	50 MHz	60 MHz	80 MHz	16 MHz	30 MHz	60 MHz	80 MHz	0.10 MHz	30 MHz	60 MHz	100 MHz
100B-1001	1.0	1.0	1.0	1.0	1.0	18	18	14	12	12	48	44	40	38	45	40	30	30
100B-1001X	1.1	1.1	1.1	1.1	1.1	18	18	14	12	10	48	44	40	38	45	40	30	33
100B-1003	1.0	1.0	1.0	1.0	1.0	20	20	14	12	12	48	45	40	38	45	40	35	35
100B-1003X	1.2	1.2	1.2	1.2	1.2	20	20	14	12	12	48	45	40	38	45	40	35	35

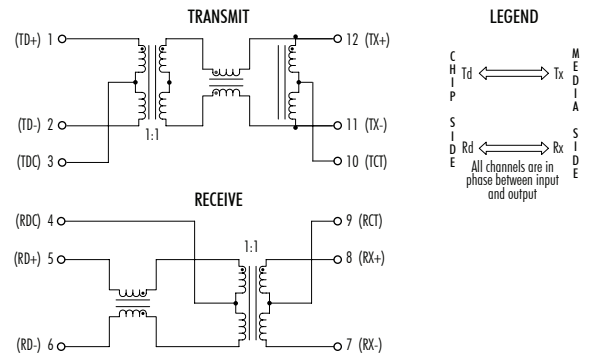
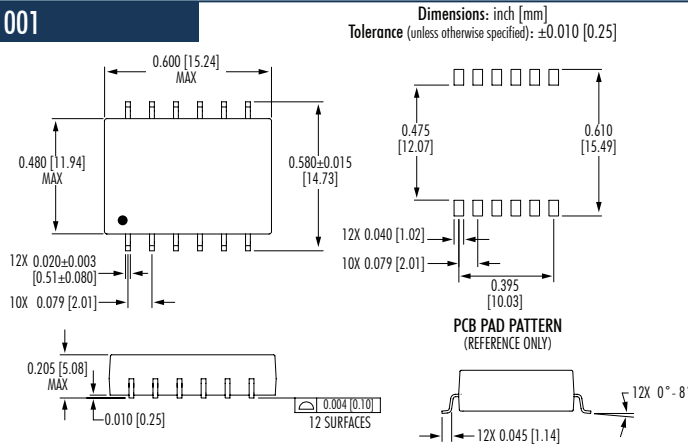
NOTES:

- Standard Parts have Sn63/Pb37 Lead Finish (MSL:3)
- Add suffix "NL" for RoHS compliant version; i.e. 100B-1001 becomes 100B-1001NL. NL parts have 100% SN Lead Finish (MSL:4)
- For Tape & Reel packaging, add "T" suffix at the end of the part number: i.e. 100B-1003XNLT

Mechanicals

Electrical Schematics

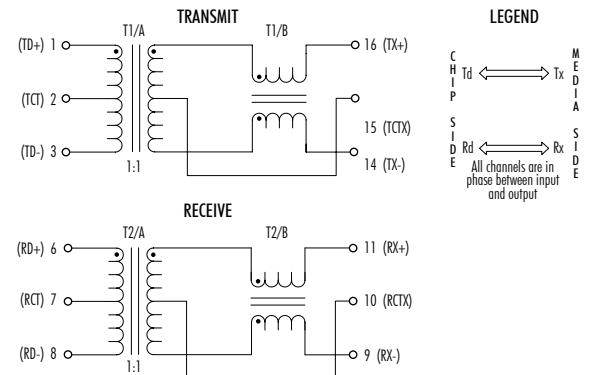
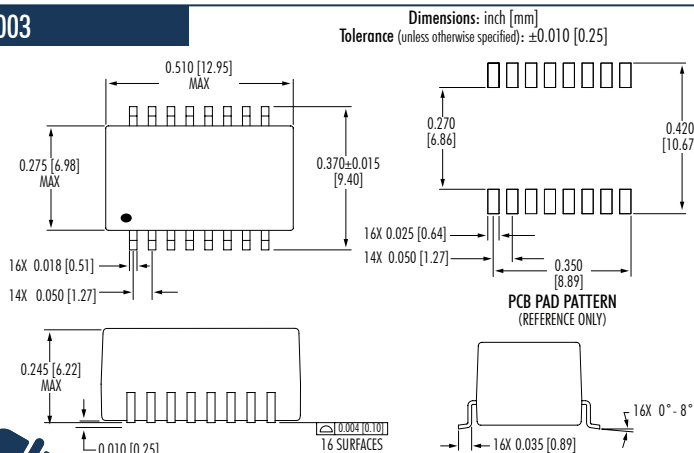
100B-1001



Mechanicals

Electrical Schematics

100B-1003



Performance warranty of products offered on this data sheet is limited to the parameters specified. Data is subject to change without notice. Other brand and product names mentioned herein may be trademarks or registered trademarks of their respective owners. © Copyright, 2020. iNRCORE, LLC. All rights reserved.

10/100BASE - TX SINGLE PORT TRANSFORMER MODULE



Ruggedized

Tin/Lead Recommended Reflow Profile (Based on J-STD-020D)



$T_{S_{MIN}}$ (°C)	$T_{S_{MAX}}$ (°C)	T_L (°C)	T_P (°C MAX)	t_s (s)	t_L (s)	t_p (s MAX)	Ramp-up rate (T_L to T_P)	Ramp-down rate (T_P to T_L)	Time 25°C to peak temperature (s MAX)
100	150	183	235	60 - 120	60 - 150	20	3°C/s MAX	6°C/s MAX	360

NOTES:

1. All temperatures measured on the package leads.
2. Maximum times of reflow cycle: 2



iNRCORE, LLC
 311 Sinclair Road, Bristol, PA 19007-6812 USA
 Tel: +1.215.781.6400 Fax: +1.215.781.6430

www.iNRCORE.com

Performance warranty of products offered on this data sheet is limited to the parameters specified. Data is subject to change without notice. Other brand and product names mentioned herein may be trademarks or registered trademarks of their respective owners. © Copyright, 2020. iNRCORE, LLC. All rights reserved.

M101.U (10/21)