


# RF/Microwave Capacitors

## RF/Microwave Multilayer Capacitors (MLC)

### 100B Series Porcelain Superchip® Multilayer Capacitors



#### FEATURES

- Case B Size (.110" x .110")
- Capacitance Range 0.1pF to 1000pF
- Extended WVDC up to 1500 VDC
- Low ESR/ESL
- High Q
- Low Noise
- Ultra-Stable Performance
- High Self-Resonance
- Established Reliability (QPL)

#### GENERAL DESCRIPTION

KYOCERA AVX, the industry leader, offers new improved ESR/ESL performance for the 100 B Series RF/Microwave Capacitors. This Series is now available with extended operating temperatures up to 175°C. High Density porcelain construction provides a rugged, hermetic package.

#### FUNCTIONAL APPLICATIONS

- Bypass
- Coupling
- Tuning
- Impedance Matching
- DC Blocking

#### CIRCUIT APPLICATIONS

- UHF/Microwave RF Power Amplifiers
- Oscillators
- Low Noise Amplifiers
- Filter Networks
- Timing Circuits

#### ENVIRONMENTAL CHARACTERISTICS

|                             |  |
|-----------------------------|--|
| <b>Thermal Shock</b>        | Mil-STD-202, Method 107, Condition A   |
| <b>Moisture Resistance</b>  | Mil-STD-202, Method 106  |
| <b>Low Voltage Humidity</b> | Mil-STD-202, Method 103, condition A, with 1.5 VDC applied while subjected to an environment of 85°C with 85% relative humidity for 240 hours  |
| <b>Life Test</b>            | MIL-STD-202, Method 108, for 2000 hours, at 125°C. Voltage applied. 200% of WVDC for capacitors rated at 500 volts DC or less. 120% of WVDC for capacitors rated at 1250 volts DC or less. 100% of WVDC for capacitors rated above 1250 volts DC |
| <b>Termination Styles</b>   | Available in various surface mount and leaded styles. See Mechanical Configurations  |
| <b>Terminal Strength</b>    | Terminations for chips and pellets withstand a pull of 5 lbs. min., 15 lbs. typical, for 5 seconds in direction perpendicular to the termination surface of the capacitor.   |

#### PACKAGING OPTIONS



Tape & Reel



Vertical Orientation Tape & Reel



Cap Pac® (100 pcs)



#### ELECTRICAL SPECIFICATIONS

|  |   |
|--|---|
| <b>Temperature Coefficient (TCC)</b>         | +90 ±20 PPM/°C (-55°C to +125°C)<br>+90 ±30 PPM/°C (+125°C to +175°C)   |
| <b>Capacitance Range</b>                     | 0.1pF to 1000pF   |
| <b>Operating Temperature</b>                 | -55°C to +125°C*  |
| <b>Quality Factor</b>                        | greater than 10,000 at 1 MHz  |
| <b>Insulation Resistance (IR)</b>            | 0.1 pF to 470 pF:<br>10 <sup>6</sup> Megohms min. @ +25°C at rated WVDC.<br>10 <sup>5</sup> Megohms min. @ +125°C at rated WVDC.<br>510 pF to 1000 pF:<br>10 <sup>5</sup> Megohms min. @ +25°C at rated WVDC.<br>10 <sup>4</sup> Megohms min. @ +125°C at rated WVDC. |
| <b>Working Voltage (WVDC)</b>                | See Capacitance Values table  |
| <b>Dielectric Withstanding Voltage (DWV)</b> | 250% of WVDC for capacitors rated at 500 volts DC or less for 5 seconds. 150% of WVDC for capacitors rated at 1250 volts DC or less for 5 seconds. 120% of WVDC for capacitors rated above 1250 Volts DC for 5 seconds  |
| <b>Aging Effects</b>                         | None  |
| <b>Piezoelectric Effects</b>                 | None  |
| <b>Capacitance Drift</b>                     | ± (0.02% or 0.02 pF), whichever is greater  |
| <b>Retrace</b>                               | Less than ±(0.02% or 0.02 pF), whichever is greater.  |

# RF/Microwave Capacitors

## RF/Microwave Multilayer Capacitors (MLC)

### 100B Series Porcelain Superchip® Multilayer Capacitors



## CAPACITANCE VALUES

| Cap. Code | Cap. (pF) | Tol.    | Rated WVDC |      | Cap. Code | Cap. (pF) | Tol.    | Rated WVDC |               | Cap. Code | Cap. (pF) | Tol.          | Rated WVDC    |      | CAP. CODE | CAP. (pF)     | TOL.          | RATED WVDC |               |      |               |      |               |               |     |               |      |               |               |               |      |               |     |               |               |      |       |               |               |     |      |     |               |               |      |      |      |               |     |      |               |               |               |     |       |
|-----------|-----------|---------|------------|------|-----------|-----------|---------|------------|---------------|-----------|-----------|---------------|---------------|------|-----------|---------------|---------------|------------|---------------|------|---------------|------|---------------|---------------|-----|---------------|------|---------------|---------------|---------------|------|---------------|-----|---------------|---------------|------|-------|---------------|---------------|-----|------|-----|---------------|---------------|------|------|------|---------------|-----|------|---------------|---------------|---------------|-----|-------|
|           |           |         | STD.       | EXT. |           |           |         | STD.       | EXT.          |           |           |               | STD.          | EXT. |           |               |               | STD.       | EXT.          | STD. | EXT.          |      |               |               |     |               |      |               |               |               |      |               |     |               |               |      |       |               |               |     |      |     |               |               |      |      |      |               |     |      |               |               |               |     |       |
| 0R1       | 0.1       | B       | 500        | 1500 | 2R4       | 2.4       | B, C, D | 500        | 1500          | 200       | 20        | F, G, J, K, M | 500           | 1500 | 151       | 150           | F, G, J, K, M | 300        | EXT.          |      |               |      |               |               |     |               |      |               |               |               |      |               |     |               |               |      |       |               |               |     |      |     |               |               |      |      |      |               |     |      |               |               |               |     |       |
| 0R2       | 0.2       |         |            |      | 2R7       | 2.7       |         |            |               | 220       | 22        |               |               |      | 161       | 160           |               |            | 1000          |      |               |      |               |               |     |               |      |               |               |               |      |               |     |               |               |      |       |               |               |     |      |     |               |               |      |      |      |               |     |      |               |               |               |     |       |
| 0R3       | 0.3       | 3R0     |            |      | 3.0       | 240       |         |            |               | 24        | 181       |               |               |      | 180       |               |               |            |               |      |               |      |               |               |     |               |      |               |               |               |      |               |     |               |               |      |       |               |               |     |      |     |               |               |      |      |      |               |     |      |               |               |               |     |       |
| 0R4       | 0.4       | 3R3     |            |      | 3.3       | 270       |         |            |               | 27        | 201       |               |               |      | 200       |               |               |            |               |      |               |      |               |               |     |               |      |               |               |               |      |               |     |               |               |      |       |               |               |     |      |     |               |               |      |      |      |               |     |      |               |               |               |     |       |
| 0R5       | 0.5       | B, C    |            |      | 500       | 1500      |         |            |               | 3R6       | 3.6       |               |               |      | B, C, D   | 500           |               | 1500       | 300           | 30   | F, G, J, K, M | 500  | 1500          | 221           | 220 | F, G, J, K, M | 200  | VOLT.         |               |               |      |               |     |               |               |      |       |               |               |     |      |     |               |               |      |      |      |               |     |      |               |               |               |     |       |
| 0R6       | 0.6       |         |            |      |           |           |         |            |               | 3R9       | 3.9       |               |               |      |           |               |               |            | 330           | 33   |               |      |               | 241           | 240 |               |      |               |               |               |      |               |     |               |               |      |       |               |               |     |      |     |               |               |      |      |      |               |     |      |               |               |               |     |       |
| 0R7       | 0.7       | 4R3     |            |      |           |           |         |            |               | 4.3       | 360       |               |               |      |           |               |               |            | 36            | 271  |               |      |               | 270           | 600 |               |      |               |               |               |      |               |     |               |               |      |       |               |               |     |      |     |               |               |      |      |      |               |     |      |               |               |               |     |       |
| 0R8       | 0.8       | 4R7     |            |      |           |           |         |            |               | 4.7       | 390       |               |               |      |           |               |               |            | 39            | 301  |               |      |               | 300           |     |               |      |               |               |               |      |               |     |               |               |      |       |               |               |     |      |     |               |               |      |      |      |               |     |      |               |               |               |     |       |
| 0R9       | 0.9       | B, C, D |            |      |           |           |         |            |               | 500       | 1500      |               |               |      |           |               |               |            | 5R1           | 5.1  |               |      |               | B, C, J, K, M | 500 |               | 1500 | 430           | 43            | F, G, J, K, M | 500  | 1500          | 331 | 330           | F, G, J, K, M | 200  | 600   |               |               |     |      |     |               |               |      |      |      |               |     |      |               |               |               |     |       |
| 1R0       | 1.0       |         |            |      |           |           |         |            |               |           |           |               |               |      |           |               |               |            | 5R6           | 5.6  |               |      |               |               |     |               |      | 470           | 47            |               |      |               | 361 | 360           |               |      |       |               |               |     |      |     |               |               |      |      |      |               |     |      |               |               |               |     |       |
| 1R1       | 1.1       | B, C, D | 500        | 1500 |           |           | 6R2     | 6.2        | B, C, J, K, M |           |           | 500           | 1500          | 510  |           |               | 51            |            | F, G, J, K, M | 500  |               |      |               |               |     |               |      | 1500          | 391           |               |      |               | 390 | F, G, J, K, M |               | 200  | VOLT. |               |               |     |      |     |               |               |      |      |      |               |     |      |               |               |               |     |       |
| 1R2       | 1.2       |         |            |      |           |           | 6R8     | 6.8        |               |           |           |               |               | 560  |           |               | 56            |            |               |      |               |      |               |               |     |               |      |               | 431           |               |      |               | 430 |               |               |      |       |               |               |     |      |     |               |               |      |      |      |               |     |      |               |               |               |     |       |
| 1R3       | 1.3       | B, C, D |            |      |           |           | 500     | 1500       |               |           |           |               |               | 7R5  |           |               | 7.5           |            |               |      |               |      |               |               |     |               |      |               | B, C, J, K, M |               |      |               | 500 |               |               | 1500 | 620   | 62            | F, G, J, K, M | 500 | 1500 | 471 | 470           | F, G, J, K, M | 100  | EXT. |      |               |     |      |               |               |               |     |       |
| 1R4       | 1.4       |         |            |      |           |           |         |            |               |           |           |               |               | 8R2  |           |               | 8.2           |            |               |      |               |      |               |               |     |               |      |               |               |               |      |               |     |               |               |      | 680   | 68            |               |     |      | 511 | 510           |               |      |      |      |               |     |      |               |               |               |     |       |
| 1R5       | 1.5       | B, C, D |            |      | 500       | 1500      |         |            |               |           |           |               |               | 9R1  | 9.1       | B, C, J, K, M | 500           | 1500       |               |      | 750           | 75   | F, G, J, K, M |               |     | 500           |      |               |               |               |      |               |     |               |               |      | 1500  | 561           |               |     |      | 560 | F, G, J, K, M |               | 100  | EXT. |      |               |     |      |               |               |               |     |       |
| 1R6       | 1.6       |         |            |      |           |           |         |            |               |           |           |               |               | 100  | 10        |               |               |            |               |      | 820           | 82   |               |               |     |               |      |               |               |               |      |               |     |               |               |      |       | 621           |               |     |      | 620 |               |               |      |      |      |               |     |      |               |               |               |     |       |
| 1R7       | 1.7       | B, C, D |            |      |           |           |         |            |               |           |           |               |               | 500  | 1500      |               |               |            |               |      | 110           | 11   |               |               |     |               |      |               |               |               |      |               |     |               |               |      |       | B, C, J, K, M |               |     |      | 500 |               |               | 1500 | 910  | 91   | F, G, J, K, M | 500 | 1500 | 681           | 680           | F, G, J, K, M | 300 | EXT.  |
| 1R8       | 1.8       |         |            |      |           |           |         |            |               |           |           |               |               |      |           |               |               |            |               |      | 120           | 12   |               |               |     |               |      |               |               |               |      |               |     |               |               |      |       |               |               |     |      |     |               |               |      | 101  | 100  |               |     |      | 751           | 750           |               |     |       |
| 1R9       | 1.9       | B, C, D |            |      |           |           |         |            |               | 500       | 1500      |               |               |      |           |               |               |            |               |      | 130           | 13   |               | B, C, J, K, M | 500 |               | 1500 |               |               | 111           | 110  | F, G, J, K, M |     |               | 500           |      |       |               |               |     |      |     |               |               |      | 1500 | 821  |               |     |      | 820           | F, G, J, K, M |               | 50  | EXT.  |
| 2R0       | 2.0       |         |            |      |           |           |         |            |               |           |           |               |               |      |           |               |               |            |               |      | 150           | 15   |               |               |     |               |      |               |               | 121           | 120  |               |     |               |               |      |       |               |               |     |      |     |               |               |      |      | 911  |               |     |      | 910           |               |               |     |       |
| 2R1       | 2.1       | B, C, D | 500        | 1500 |           |           |         |            | 160           |           |           | 16            | B, C, J, K, M |      |           |               |               |            | 500           | 1500 | 131           | 130  |               |               |     |               |      | F, G, J, K, M |               | 500           | 1500 |               |     | 102           |               |      |       |               |               |     |      |     |               |               |      |      | 1000 |               |     |      | F, G, J, K, M |               |               | 50  | VOLT. |
| 2R2       | 2.2       |         |            |      |           |           |         |            | 180           |           |           | 18            |               |      |           |               |               |            |               |      | 102           | 1000 |               |               |     |               |      |               |               |               |      |               |     | 102           |               |      |       |               |               |     |      |     |               |               |      |      | 1000 |               |     |      |               |               |               |     |       |

VRMS = 0.707 X WVDC

• SPECIAL VALUES, TOLERANCES, DIFFERENT WVDC AND MATCHING AVAILABLE. • ENCAPSULATION OPTION AVAILABLE. PLEASE CONSULT FACTORY. NOTE: EXTENDED WVDC DOES NOT APPLY TO CDR PRODUCTS.

## HOW TO ORDER

**Series** 100 **Case Size** B **Capacitance** 910 **Termination Style Code** J **Voltage Rating** W **Rated WVDC** 500 **Laser Marking (Optional)** X **Packaging** T

See mechanical dimensions below

EIA Capacitance Code in pF.  
First two digits = significant figures or "R" for decimal place.  
Third digit = number of zeros or after "R" significant figures

**Capacitance Tolerance Code**

| Code | B     | C      | D     | F   | G   | J   | K    | M    |
|------|-------|--------|-------|-----|-----|-----|------|------|
| Tol. | ±1 pF | ±25 pF | ±5 pF | ±1% | ±2% | ±5% | ±10% | ±20% |

**Packaging**  
T = Tape and Reel, 500 pc qty  
TV = Vertical Tape and Reel, 500 pc qty  
Please see last column of mechanical configuration table for other options.

**Laser Marking (Optional)**

**Voltage Rating**

**Termination Style Code**  
Please see 2nd Column Mechanical Configuration Table

The above part number refers to a 100 B Series (case size B) 91 pF capacitor, J tolerance (±5%), 500 WVDC, with W termination (Tin /Lead, Solder Plated over Nickel Barrier), laser marking and Tape and Reel packaging.

# RF/Microwave Capacitors

## RF/Microwave Multilayer Capacitors (MLC)

### 100B Series Porcelain Superchip® Multilayer Capacitors



#### MECHANICAL CONFIGURATION

| Series & Case Size | Term. Code | MIL-PRF-55681 | Case Size & Type  | Outline W/T is a Termination Surface | Body Dimensions inches (mm)            |                            |                            | Lead and Termination Dimensions and Material |  |                            | Pkg Type  | Pkg Code                 |                    |  |             |
|--------------------|------------|---------------|-------------------|--------------------------------------|--|----------------------------|----------------------------|--|--|----------------------------|---|--------------------------|--------------------|--|-------------|
|                    |            |               |                   |                                      | Length (L)                             | Width (W)                  | Thickness (T)              | Overlap (Y)                                  | Materials  |                            |   |                          |                    |  |             |
| 100B               | W          | CDR14BG       | Solder Plate      |                                      | .110+ .020 - .01<br>(2.79 + 0.51-0.25) | .110 ±.015<br>(2.79 ±0.38) | .102<br>(2.59)<br>max.     | .015 (0.38)<br>±.010 (0.25)                  | Tin / Lead, Solder Plated over Nickel Barrier Termination            |                            | T&R, 1000 or 500 pcs Vertical T&R, 1000 or 500 pcs Cap Pac, 100 pcs | T1K or T TV1K or TV C100 |                    |  |             |
| 100B               | P          | CDR14BG       | Pellet            |                                      | .110+ .035 - .01<br>(2.79 + 0.89-0.25) | .110 ±.015<br>(2.79 ±0.38) |                            |  | Heavy Tin/Lead Coated, over Nickel Barrier Termination               |                            | T&R, 1000 or 500 pcs Vertical T&R, 1000 or 500 pcs Cap Pac, 100 pcs | T1K or T TV1K or TV C100 |                    |  |             |
| 100B               | T          | N/A           | Solderable Nickel |                                      | .110+ .035 - .01<br>(2.79 + 0.51-0.25) | .110 ±.015<br>(2.79 ±0.38) |                            |  | <b>RoHS Compliant</b><br>Tin Plated over Nickel Barrier Termination  |                            | T&R, 1000 or 500 pcs Vertical T&R, 1000 or 500 pcs Cap Pac, 100 pcs | T1K or T TV1K or TV C100 |                    |  |             |
| 100B               | CA         | CDR13BG       | Gold Chip         |                                      | .110+.020 - .010<br>(2.79 + 0.51-0.25) | .110 ±.015<br>(2.79 ±0.38) |                            |  | <b>RoHS Compliant</b><br>Gold Plated over Nickel Barrier Termination |                            | T&R, 1000 or 500 pcs Vertical T&R, 1000 or 500 pcs Cap Pac, 100 pcs | T1K or T TV1K or TV C100 |                    |  |             |
| 100B               | MS         | CDR21BG       | Microstrip        |                                      | .135 ±.015<br>(3.43 ±0.38)             | .110 ±.015<br>(2.79 ±0.38) | .120 (3.05)<br>max.        | N/A  | Length (L <sub>L</sub> )   | Width (W <sub>L</sub> )    | Thickness (T <sub>L</sub> )   | Cap Pac, 20 pcs          | C20                |  |             |
| 100B               | AR         | CDR22BG       | Axial Ribbon      |                                      |  |                            | .250 (6.35)<br>min.        |  | .093±.005<br>(2.36 ±0.13)  | .004 ± .001<br>(.102±.025) | Box, 20 or 100 pcs  |                          | B20 or B100        |  |             |
| 100B               | RR         | CDR24BG       | Radial Ribbon     |                                      |  |                            | .145 ±.020<br>(3.68 ±0.51) |  | .102 (2.59)<br>max.  | .500 (12.7)                | #26 AWG, .016 (.406) dia. nominal                                   |                          | Box, 20 or 100 pcs |  | B20 or B100 |
| 100B               | RW         | CDR23BG       | Radial Wire       |                                      |  |                            |                            |  |  |                            | Box, 20 or 100 pcs  |                          | B20 or B100        |  |             |
| 100B               | AW         | CDR25BG       | Axial Wire        |                                      | Box, 20 or 100 pcs                     |                            | B20 or B100                |  |  |                            |   |                          |                    |  |             |

Additional lead styles available: Narrow Microstrip (NM), Narrow Axial Ribbon (NA) and Vertical Narrow Microstrip (H). Other lead lengths are available; consult factory. All leads are high purity silver attached with high temperature solder and are **RoHS** compliant.

# RF/Microwave Capacitors

## RF/Microwave Multilayer Capacitors (MLC)

### 100B Series Porcelain Superchip® Multilayer Capacitors



#### NON-MAGNETIC MECHANICAL CONFIGURATION

| Series & Case Size | Term. Code | MIL-PRF-55681      | Case Size & Type           | Outline W/T is a Termination Surface | Body Dimensions inches (mm)            |                            |                        | Lead and Termination Dimensions and Material |   |                           | Pkg Type  | Pkg Code                       |  |
|--------------------|------------|--------------------|----------------------------|--------------------------------------|--|----------------------------|------------------------|--|---|---------------------------|---|--------------------------------|--|
|                    |            |                    |                            |                                      | Length (L)                             | Width (W)                  | Thickness (T)          | Overlap (Y)                                  | Materials   |                           |   |                                |  |
| 100B               | WN         | Meets Requirements | Non-Mag                    |                                      | .110+ .020 - .01<br>(2.79 + 0.51-0.25) | .110 ±.015<br>(2.79 ±0.38) | .102<br>(2.59)<br>max. | .015 (0.38)<br>±.010 (0.25)                  | Tin / Lead, Solder Plated over Nickel Barrier Termination                 |                           | T&R, 1000 or 500 pcs<br>Vertical T&R, 1000 or 500 pcs<br>Cap Pac, 100 pcs | T1K or T<br>TV1K or TV<br>C100 |  |
| 100B               | PN         | Meets Requirements | Solderable Nickel          |                                      | .110+ .035 - .01<br>(2.79 + 0.51-0.25) | .110 ±.015<br>(2.79 ±0.38) |                        |  | Heavy Tin / Lead, Coated over Non-Magnetic Barrier Termination            |                           | T&R, 1000 or 500 pcs<br>Vertical T&R, 1000 or 500 pcs<br>Cap Pac, 100 pcs | T1K or T<br>TV1K or TV<br>C100 |  |
| 100B               | TN         | Meets Requirements | Non-Mag Solderable Barrier |                                      | .110+.020 - .010<br>(2.79 + 0.51-0.25) | .110 ±.015<br>(2.79 ±0.38) |                        |  | <b>RoHS Compliant</b><br>Tin Plated over Non-Magnetic Barrier Termination |                           | T&R, 1000 or 500 pcs<br>Vertical T&R, 1000 or 500 pcs<br>Cap Pac, 100 pcs | T1K or T<br>TV1K or TV<br>C100 |  |
| 100B               | MN         | Meets Requirements | Microstrip                 |                                      | .135 ±.015<br>(3.43 ±0.38)             | .110 ±.015<br>(2.79 ±0.38) | .120<br>(3.05)<br>max. | N/A  | Length (L <sub>L</sub> )  | Width (W <sub>L</sub> )   | Thickness (T <sub>L</sub> )   | Cap Pac, 20 pcs                | C20                                      |
| 100B               | AN         | Meets Requirements | Axial Ribbon               |                                      |  |                            |                        |  | .250 (6.35)<br>(6.35) min.  | .093±.005<br>(2.36 ±0.13) | .004 ± .001<br>(.102±.025)  | Box, 20 or 100 pcs             | B20 or B100                              |
| 100B               | FN         | Meets Requirements | Radial Ribbon              |                                      |  |                            |                        |  | .145 ±.020<br>(3.68 ±0.51)  | .102<br>(2.59)<br>max.    | N/A   | .500 (12.7)                    | #26 AWG.,<br>.016 (.406) dia.<br>nominal |
| 100B               | RN         | Meets Requirements | Radial Wire                |                                      | Box, 20 or 100 pcs                     | B20 or B100                |                        |  |   |                           |   |                                |  |
| 100B               | BN         | Meets Requirements | Axial Wire                 |                                      |  |                            |                        |  |   |                           | Box, 20 or 100 pcs  | B20 or B100                    |  |

Additional lead styles available: Narrow Microstrip (NM), Narrow Axial Ribbon (NA) and Vertical Narrow Microstrip (H). Other lead lengths are available; consult factory. All leads are high purity silver attached with high temperature solder and are **RoHS** compliant.

# RF/Microwave Capacitors

## RF/Microwave Multilayer Capacitors (MLC)

### 100B Series Porcelain Superchip® Multilayer Capacitors



#### SUGGESTED MOUNTING PAD DIMENSIONS

Horizontal  
Electrode Orientation

Vertical  
Electrode Orientation

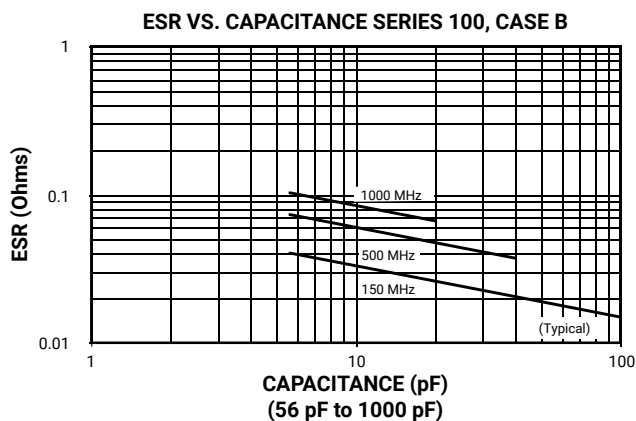
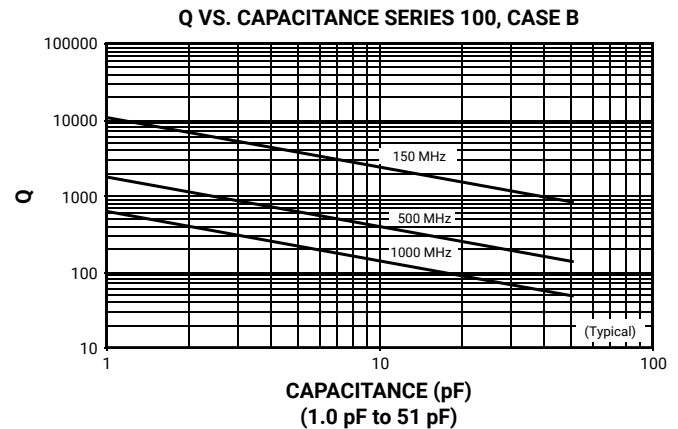
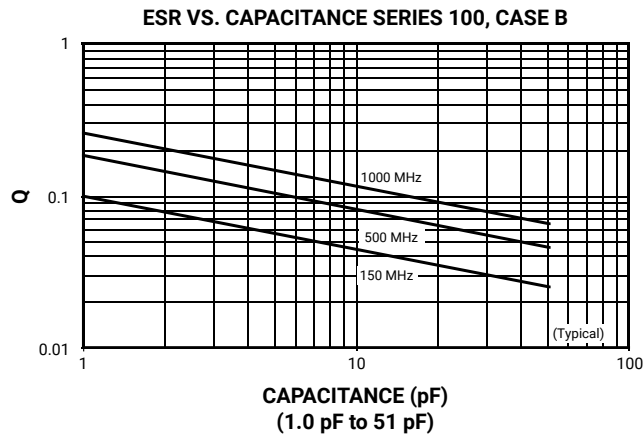
#### Case B Vertical Mount

| Cap Value     | Pad Size     | A Min. | B Min. | C Min. | D Min. |
|---------------|--------------|--------|--------|--------|--------|
| 0.1 pF        | Normal       | .065   | .050   | .075   | .175   |
|               | High Density | .045   | .030   | .075   | .135   |
| 0.2 pF        | Normal       | .090   | .050   | .075   | .175   |
|               | High Density | .070   | .030   | .075   | .135   |
| 0.3 to 510 pF | Normal       | .110   | .050   | .075   | .175   |
|               | High Density | .090   | .030   | .075   | .135   |
| > 510 pF      | Normal       | .120   | .050   | .075   | .175   |
|               | High Density | .100   | .030   | .075   | .135   |

#### Horizontal Mount

|                   |              |      |      |      |      |
|-------------------|--------------|------|------|------|------|
| <b>All Values</b> | Normal       | .130 | .050 | .075 | .175 |
|                   | High Density | .110 | .030 | .075 | .135 |

#### PERFORMANCE DATA



# RF/Microwave Capacitors

## RF/Microwave Multilayer Capacitors (MLC)

### 100B Series Porcelain Superchip® Multilayer Capacitors



#### PERFORMANCE DATA

**SERIES RESONANCE VS. CAPACITANCE**  
SERIES 100, CASE B



**CAPACITANCE CHANGE VS. TEMPERATURE**  
SERIES 100, CASE B



**CURRENT RATING VS. CAPACITANCE**  
SERIES 100, CASE B



**CURRENT RATING VS. CAPACITANCE**  
SERIES 100, CASE B

