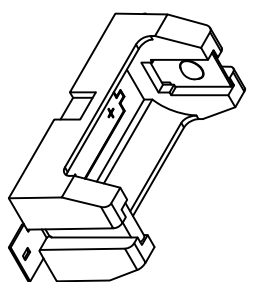
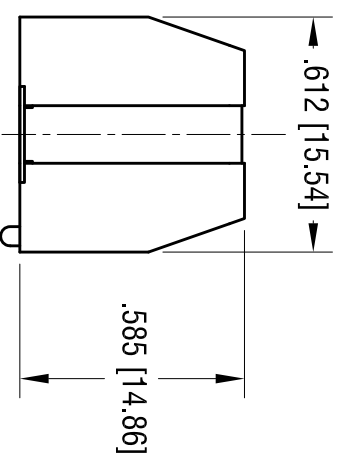
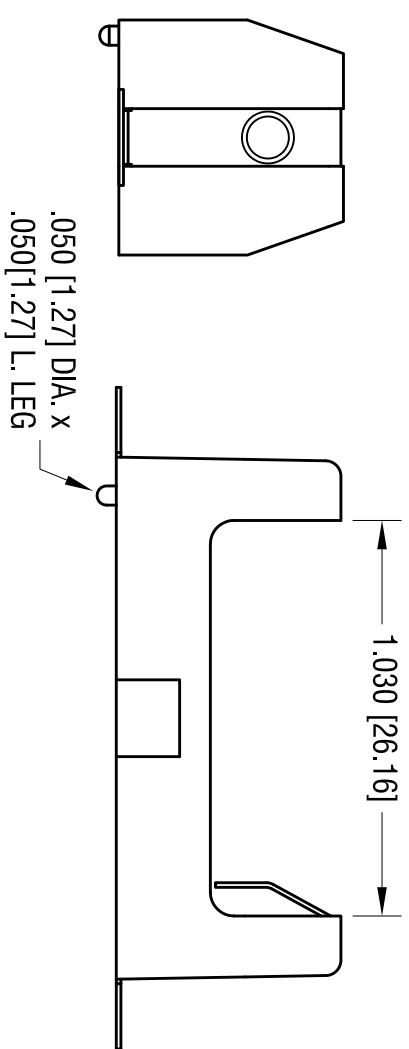
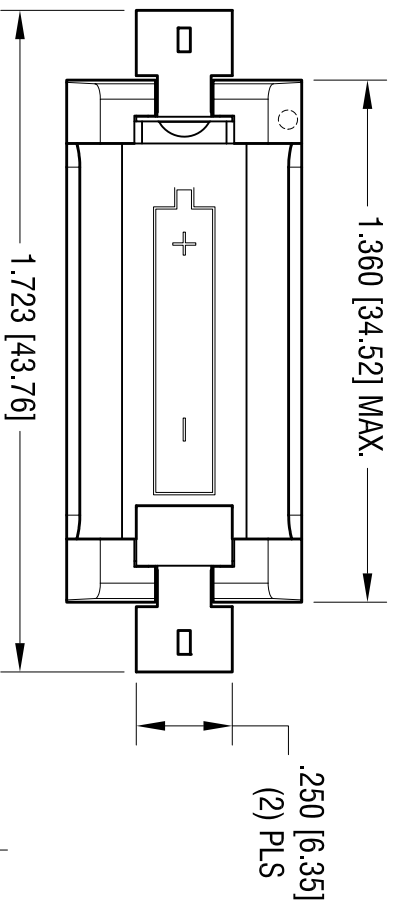
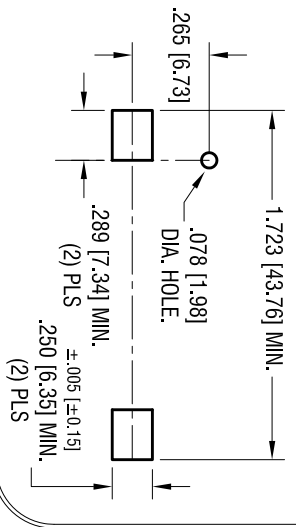


MOUNTING PAD LAYOUT



- NOTE:**
- 1. BASE:**
MAT'L: HEAT RESISTANCE NYLON (UL94V-0)
STANLYL 46 OR EQUIVALENT
 - 2. CONTACT:**
MAT'L: .012 [0.30] THK STAINLESS STEEL
FINISH: GOLD FLASH, OVER NICKEL PLATE.

ACTUAL SIZE

THIS DOCUMENT IS THE PROPERTY OF KEYSTONE ELECTRONICS CORP. AND SHALL NOT BE REPRODUCED, DISTRIBUTED OR USED AS A BASIS FOR MANUFACTURE WITHOUT PRIOR WRITTEN PERMISSION FROM KEYSTONE ELECTRONICS CORP.

DATE	DESCRIPTION	REV.
10.09.13	CHANGE AS PER ECN 13-096	A
KEYSTONE ELECTRONICS CORP.		
www.keystec.com • ASTORIA, N.Y. 11105-2017 • Tel (718) 956-8900		
PART NAME SM POLARIZED HOLDER, CR2		
MATERIAL AS NOTED		
FINISH AS NOTED		
TOLERANCES	INCH	[MM]
DECIMAL	± .010	[± 0.25]
ANGULAR	± 1°	
UNLESS OTHERWISE SPECIFIED	CODE	DWG NO.
	C	1010
DRN BY	NT	DATE
App'D	LN	1.19.12
		SCALE
		2X