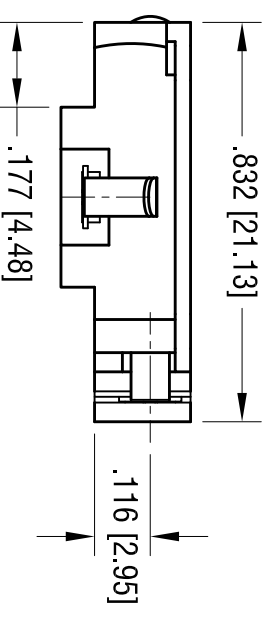
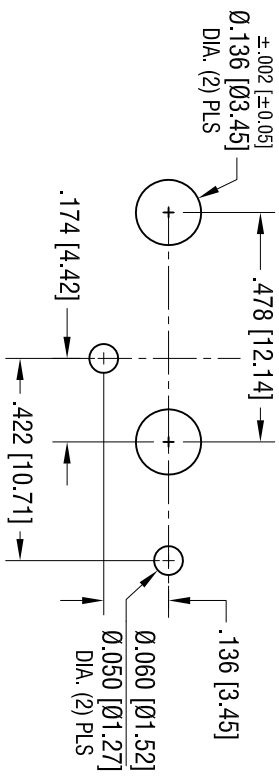
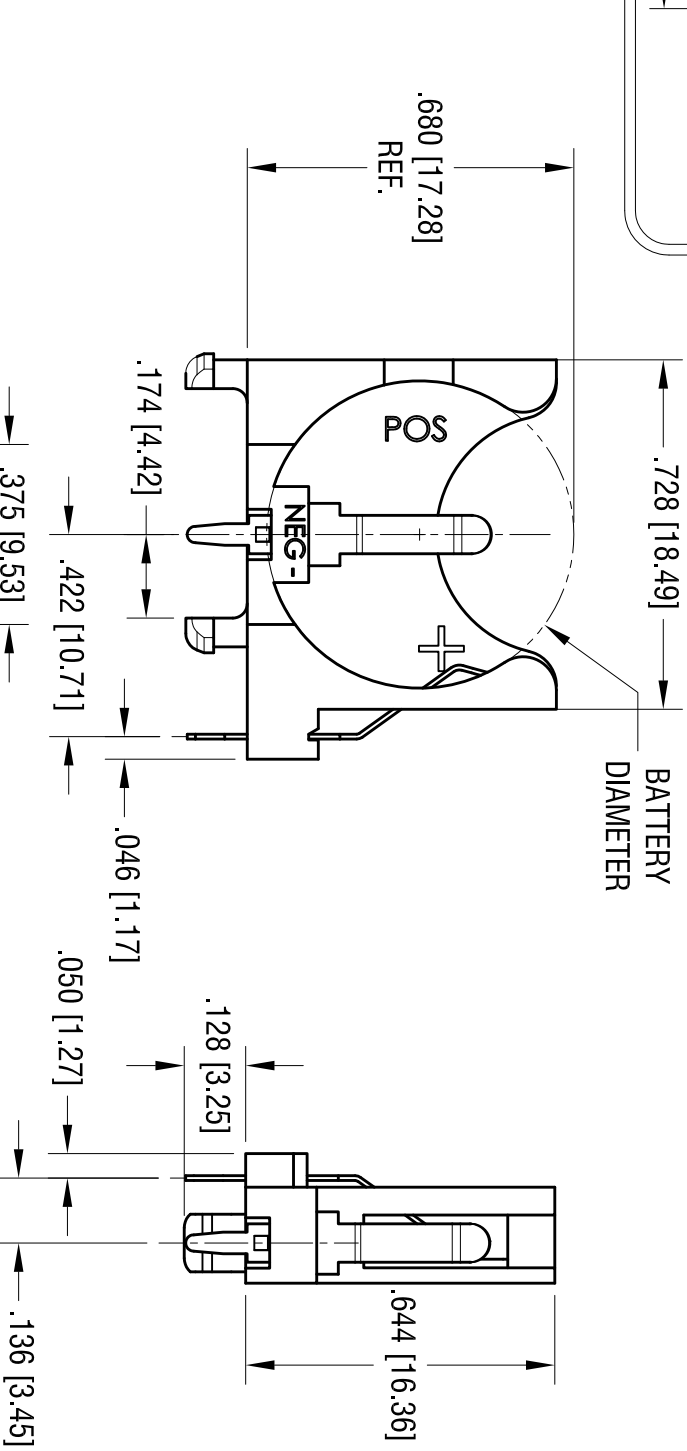


MOUNTING LAYOUT

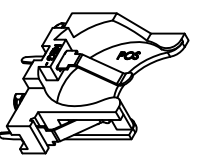
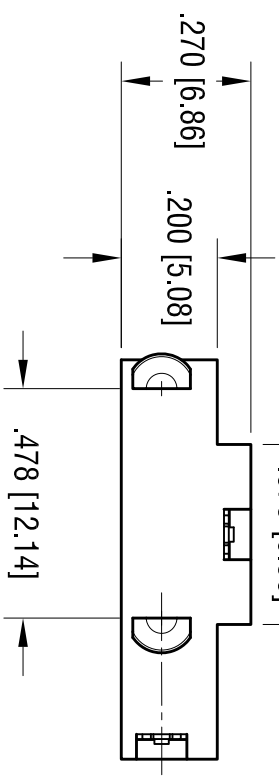
TOLERANCE: ± 0.005 [± 0.13] UNLESS OTHERWISE SPECIFIED.



DATE	DESCRIPTION	REV.
1.20.11	CHANGE AS PER ECN 11-004	A
4.14.11	CHANGE AS PER ECN 11-053	B
4.19.12	CHANGE AS PER ECN 12-052	C
4.23.12	CHANGE AS PER ECN 12-055	D
12.19.17	CHANGE AS PER ECN 17-079 CONTACT PLATING WAS TIN NICKEL	E



- NOTES:**
1. BASE:
MATEL - PBT (UL 94V-0) BLACK
- CONTACTS:**
- MATEL - .010 [0.25] THK SPRING STEEL
HEAT TREAT TO SPRING TEMPER.
FINISH - NICKEL PLATE.



ACTUAL SIZE

THIS DOCUMENT IS THE PROPERTY OF KEYSTONE ELECTRONICS CORP. AND SHALL NOT BE REPRODUCED, DISTRIBUTED OR USED AS A BASIS FOR MANUFACTURE WITHOUT PRIOR WRITTEN PERMISSION FROM KEYSTONE ELECTRONICS CORP.

KEYSTONE ELECTRONICS CORP.
www.keystone.com • NEW HYDE PARK, NY 11040 • Tel (516) 328-7500

PART NAME
16mm VERTICAL COIN CELL HOLDER

MATERIAL
AS NOTED

FINISH
AS NOTED

TOLERANCES	INCH	[MM]	CODE	DWG NO.
DECIMAL	$\pm .010$	[± 0.25]	C	1069
ANGULAR	$\pm 1^\circ$			

DRN BY	DATE
NT	1.03.11

APP'D	SCALE
LN	2.5X