

40x40x10 mm

San Ace 40 9P type   



General Specifications

- Material Frame: Plastic (Flammability: UL 94V-0), Impeller: Plastic (Flammability: UL 94V-1)
- Expected life See the table below. (L10 life: 90% survival rate for continuous operation in free air at 60°C, rated voltage)
- Motor protection function Locked rotor burnout protection, Reverse polarity protection
For details, please refer to p. 547.
- Dielectric strength 50/60 Hz, 500 VAC, for 1 minute (between lead wire conductors and frame)
- Insulation resistance 10 MΩ or more with a 500 VDC megger (between lead wire conductors and frame)
- Sound pressure level (SPL) At 1 m away from the air inlet
- Storage temperature -30 to +70°C (Non-condensing)
- Lead wire ⊕Red ⊖Black or Blue (Sensor) Yellow
- Mass 19 g

Specifications

The models listed below **have ribs and pulse sensors.**

Model no.	Rated voltage [V]	Operating voltage range [V]	Rated current [A]	Rated input [W]	Rated speed [min ⁻¹]	Max. airflow [m ³ /min] [CFM]	Max. static pressure [Pa] [inchH ₂ O]	SPL [dB (A)]	Operating temperature [°C]	Expected life [h]
109P0405H901	5	4.5 to 5.5	0.16	0.8	6200	0.15 5.3	41.2 0.165	25	-10 to +60	40000/60°C
109P0405M901			0.11	0.55	5000	0.12 4.2	27 0.108	21		
109P0412H901	12	7 to 13.8	0.07	0.84	6200	0.15 5.3	41.2 0.165	25		
109P0412M901			0.06	0.72	5000	0.12 4.2	27 0.108	21		

The following sensor and control options are available for selection.

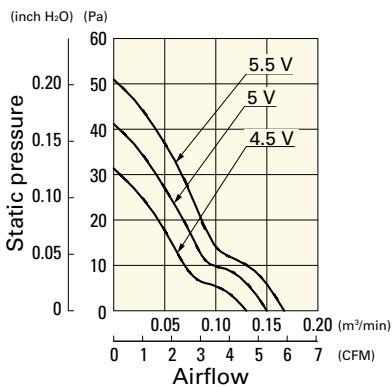
Available for all models. **Without sensor** **Lock sensor**

Differs according to the model. Refer to the table on pp. 562 to 563. **PWM control**

Airflow - Static Pressure Characteristics

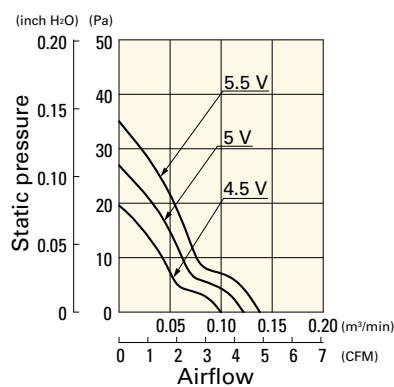
109P0405H901 With pulse sensor

Operating voltage range



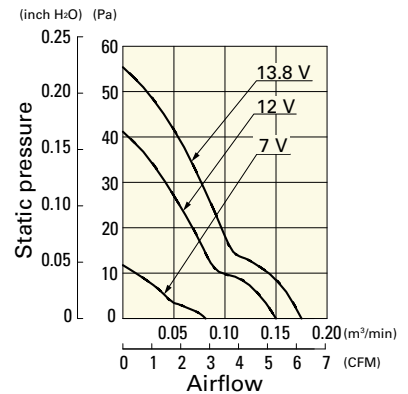
109P0405M901 With pulse sensor

Operating voltage range



109P0412H901 With pulse sensor

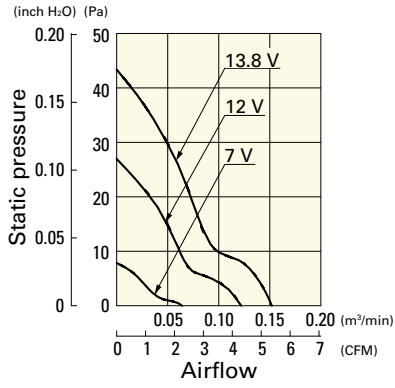
Operating voltage range



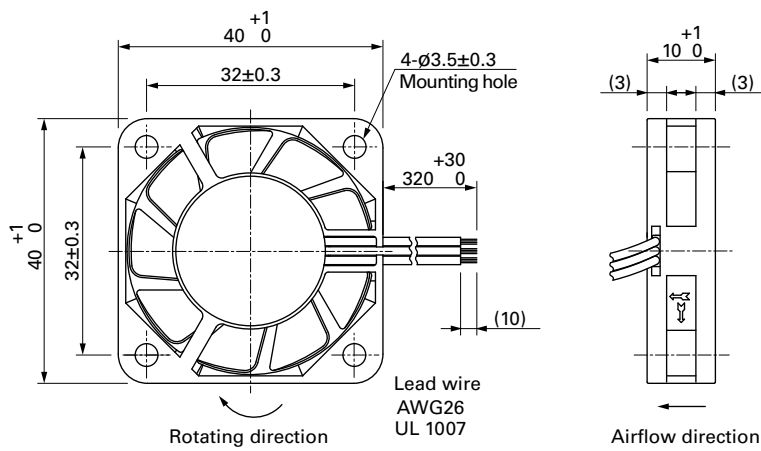
Airflow - Static Pressure Characteristics

109P0412M901 With pulse sensor

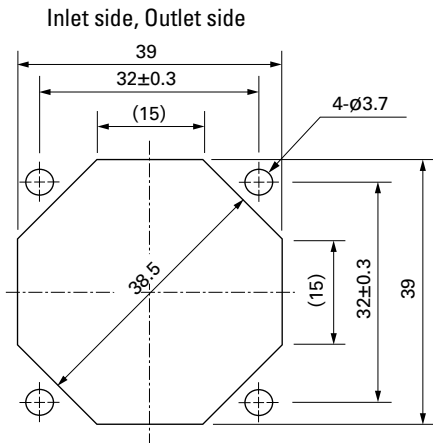
Operating voltage range



Dimensions (unit: mm)



Reference Dimensions of Mounting Holes and Vent Opening (unit: mm)



Options

Finger guards

page: p. 532

Model no.: 109-059, 109-059H