



# 60×60×20 mm

San Ace 60 9P type

## General Specifications

- Material ..... Frame: Plastic (Flammability: UL 94V-0), Impeller: Plastic (Flammability: UL 94V-1)
- Expected life ..... See the table below. (L10 life: 90% survival rate for continuous operation in free air at 60°C, rated voltage)
- Motor protection function ..... Locked rotor burnout protection, Reverse polarity protection  
For details, please refer to p. 547.
- Dielectric strength ..... 50/60 Hz, 500 VAC, for 1 minute (between lead wire conductors and frame)
- Insulation resistance ..... 10 MΩ or more with a 500 VDC megger (between lead wire conductors and frame)
- Sound pressure level (SPL) ..... At 1 m away from the air inlet
- Storage temperature ..... -30 to +70°C (Non-condensing)
- Lead wire ..... ⊕Red ⊖Black or Blue (Sensor) Yellow
- Mass ..... 90 g

## Specifications

The models listed below **have ribs and pulse sensors.**

Model no.	Rated voltage [V]	Operating voltage range [V]	Rated current [A]	Rated input [W]	Rated speed [min <sup>-1</sup> ]	Max. airflow [m <sup>3</sup> /min] [CFM]	Max. static pressure [Pa] [inchH <sub>2</sub> O]	SPL [dB (A)]	Operating temperature [°C]	Expected life [h]
<b>109P0612W601</b>	12	6 to 16	0.13	1.56	4200	0.42 14.8	31.8 0.128	31	-20 to +70	60000/60°C
<b>109P0612H601</b>			0.13	1.56	4200	0.42 14.8	31.8 0.128	31		
<b>109P0612M601</b>		0.09	1.08	3200	0.3 10.6	18.8 0.076	25			
<b>109P0624W601</b>	24	12 to 30	0.07	1.68	4200	0.42 14.8	31.8 0.128	31		
<b>109P0624H601</b>			0.07	1.68	4200	0.42 14.8	31.8 0.128	31		
<b>109P0624M601</b>		0.05	1.2	3200	0.3 10.6	18.8 0.076	25			
<b>109P0648H601</b>	48	43 to 53	0.07	3.36	5600	0.55 19.4	52.9 0.212	41		40000/60°C

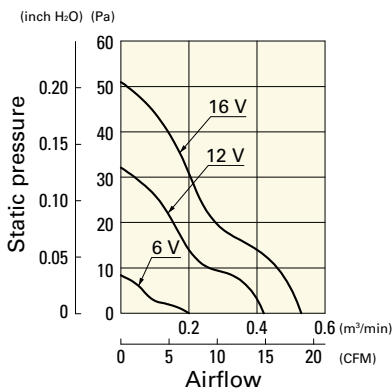
The following sensor and control options are available for selection.

Available for all models. Without sensor Lock sensor

## Airflow - Static Pressure Characteristics

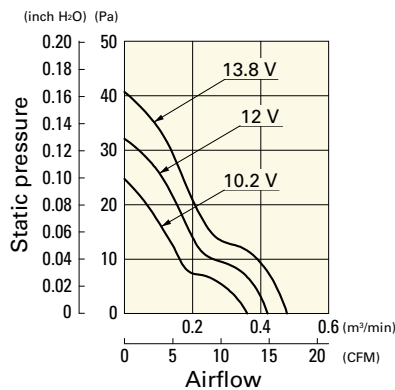
**109P0612W601** With pulse sensor

Operating voltage range



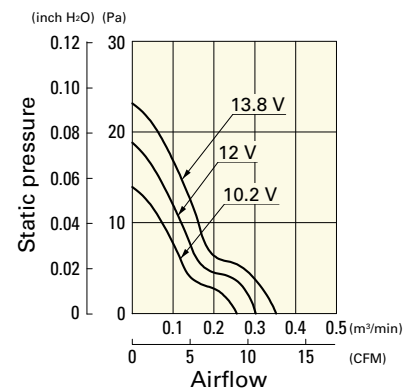
**109P0612H601** With pulse sensor

Operating voltage range



**109P0612M601** With pulse sensor

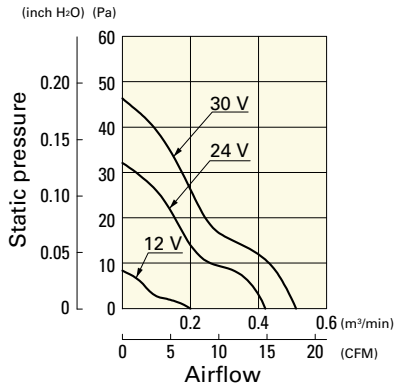
Operating voltage range



## Airflow - Static Pressure Characteristics

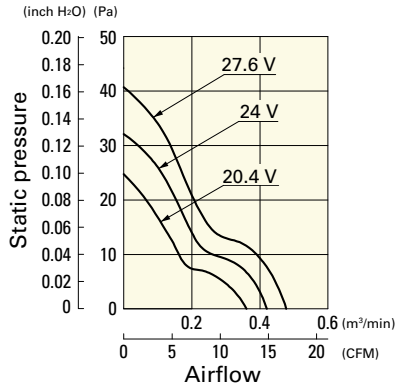
**109P0624W601** With pulse sensor

Operating voltage range



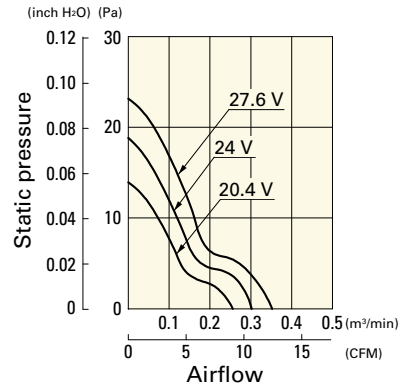
**109P0624H601** With pulse sensor

Operating voltage range



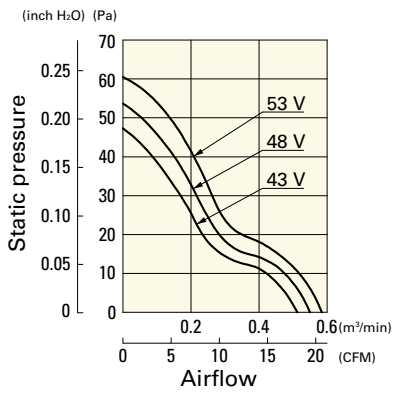
**109P0624M601** With pulse sensor

Operating voltage range



**109P0648H601** With pulse sensor

Operating voltage range



## Dimensions (unit: mm)

