

# 60×60×25 mm

San Ace 60 9R type   



## General Specifications

- Material ..... Frame: Plastic (Flammability: UL 94V-0), Impeller: Plastic (Flammability: UL 94V-1)
- Expected life ..... See the table below. (L10 life: 90% survival rate for continuous operation in free air at 60°C, rated voltage)
- Motor protection function ..... Locked rotor burnout protection, Reverse polarity protection  
For details, please refer to p. 547.
- Dielectric strength ..... 50/60 Hz, 500 VAC, for 1 minute (between lead wire conductors and frame)
- Insulation resistance ..... 10 MΩ or more with a 500 VDC megger (between lead wire conductors and frame)
- Sound pressure level (SPL) ..... At 1 m away from the air inlet
- Storage temperature ..... -30 to +70°C (Non-condensing)
- Lead wire ..... ⊕Red ⊖Black or Blue (Sensor) Yellow
- Mass ..... 90 g

## Specifications

The models listed below **have ribs and pulse sensors**. For models without ribs, append "1" to the end of model numbers.

Model no.	Rated voltage [V]	Operating voltage range [V]	Rated current [A]	Rated input [W]	Rated speed [min <sup>-1</sup> ]	Max. airflow [m <sup>3</sup> /min] [CFM]	Max. static pressure [Pa] [inchH <sub>2</sub> O]	SPL [dB (A)]	Operating temperature [°C]	Expected life [h]	
<b>109R0605H401</b>	5	4.5 to 5.5	0.34	1.7	3800	0.53 18.7	40.2 0.161	28	-20 to +70	60000/60°C	
<b>109R0605F401</b>			0.2	1.0	3200	0.44 15.5	29.4 0.118	24	-20 to +60		
<b>109R0605M401</b>			0.13	0.65	2600	0.36 12.7	19.6 0.079	20	-20 to +70		
<b>109R0612J401</b>	12	10.8 to 13.2	0.47	5.64	7600	1.06 37.1	155.0 0.622	44	-20 to +60	40000/60°C	
<b>109R0612G401</b>			0.24	2.88	5600	0.78 27.5	87.3 0.351	39	-20 to +70		60000/60°C
<b>109R0612D401</b>		10.2 to 13.8	0.21	2.52	5150	0.72 25.4	73.5 0.295	37			
<b>109R0612S401</b>		6 to 13.8	0.17	2.04	4600	0.65 23.0	56.8 0.228	33			
<b>109R0612H401</b>			0.11	1.32	3800	0.53 18.7	40.1 0.161	28			
<b>109R0612F401</b>			0.09	1.08	3200	0.44 15.5	29.4 0.118	24			
<b>109R0612M401</b>		7 to 13.8	0.06	0.72	2600	0.36 12.7	19.6 0.079	20			
<b>109R0624J401</b>		24	21.6 to 26.4	0.24	5.76	7600	1.06 37.1	155.0 0.622		44	
<b>109R0624G401</b>			20.4 to 27.6	0.13	3.12	5600	0.78 27.5	87.3 0.351	39	-20 to +70	
<b>109R0624D401</b>	12 to 27.6		0.12	2.88	5150	0.72 25.4	73.5 0.295	37			
<b>109R0624S401</b>			0.08	1.92	4600	0.65 23.0	56.8 0.228	33			
<b>109R0624H401</b>			0.06	1.44	3800	0.53 18.7	40.2 0.161	28			
<b>109R0624F401</b>	0.05		1.2	3200	0.44 15.5	29.4 0.118	24				
<b>109R0624M401</b>	14 to 27.6		0.04	0.96	2600	0.36 12.7	19.6 0.079	20			
<b>109R0648J401</b>	48		43.2 to 52.8	0.12	5.76	7600	1.06 37.1	155.0 0.622	44	-20 to +60	40000/60°C
<b>109R0648G401</b>		43 to 53	0.07	3.36	5600	0.78 27.5	87.3 0.351	39			
<b>109R0648H401</b>		40 to 53	0.04	1.92	3800	0.53 18.7	40.2 0.161	28	-20 to +70		

The following sensor and control options are available for selection.

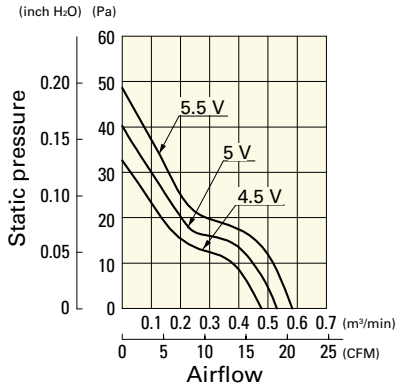
Available for all models. **Without sensor**

Differs according to the model. Refer to the table on p. 564. **Lock sensor** **PWM control**

# Airflow - Static Pressure Characteristics

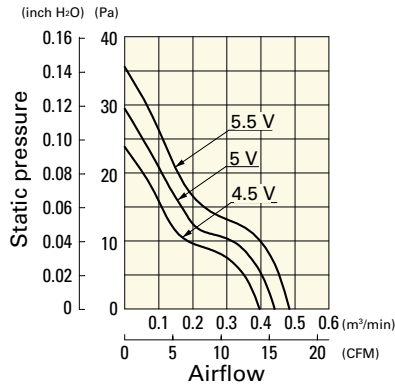
**109R0605H401** With pulse sensor

Operating voltage range



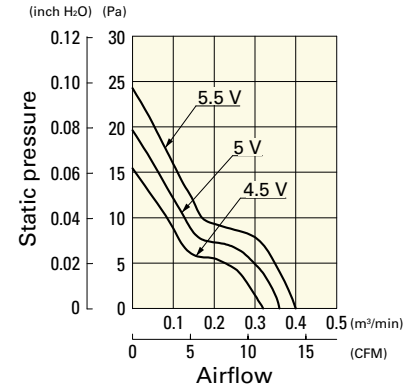
**109R0605F401** With pulse sensor

Operating voltage range



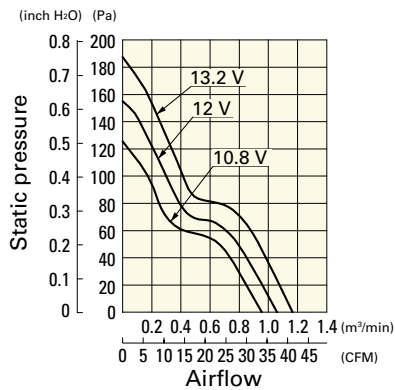
**109R0605M401** With pulse sensor

Operating voltage range



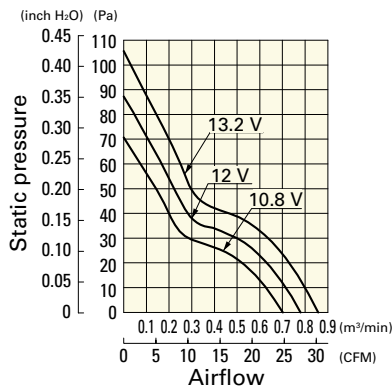
**109R0612J401** With pulse sensor

Operating voltage range



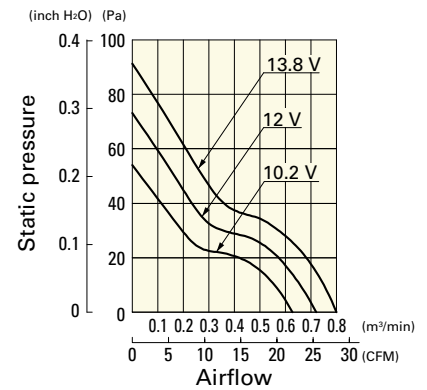
**109R0612G401** With pulse sensor

Operating voltage range



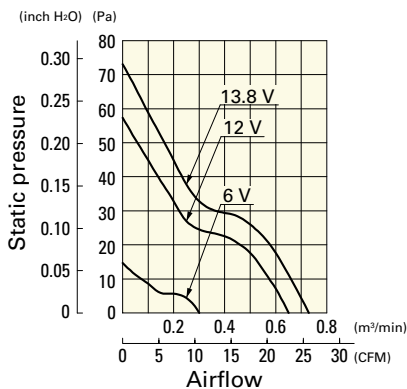
**109R0612D401** With pulse sensor

Operating voltage range



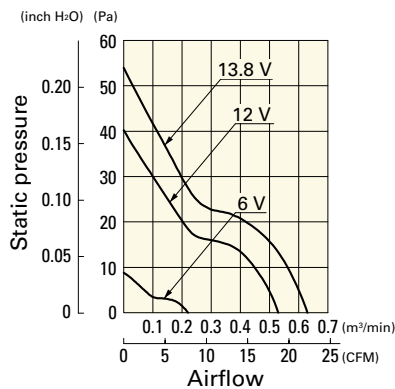
**109R0612S401** With pulse sensor

Operating voltage range



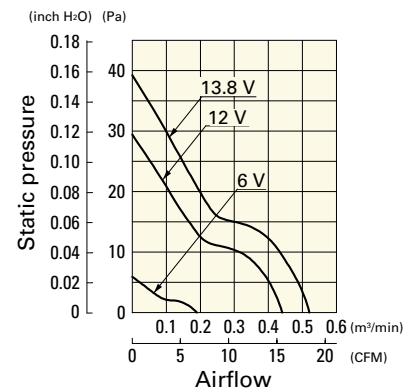
**109R0612H401** With pulse sensor

Operating voltage range



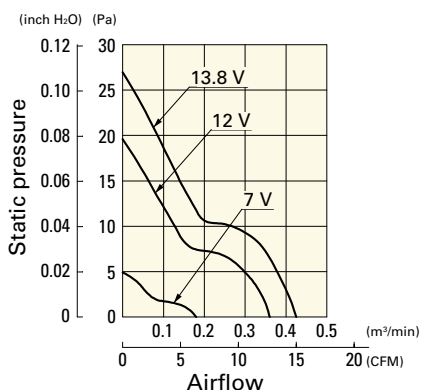
**109R0612F401** With pulse sensor

Operating voltage range



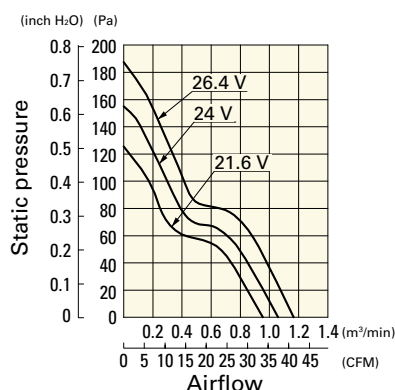
**109R0612M401** With pulse sensor

Operating voltage range



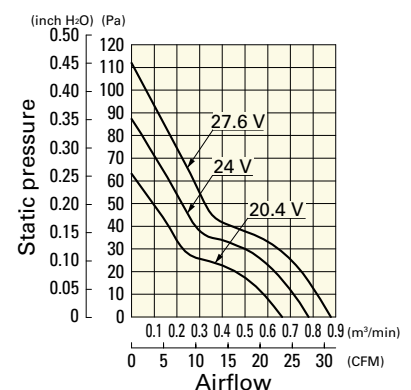
**109R0624J401** With pulse sensor

Operating voltage range



**109R0624G401** With pulse sensor

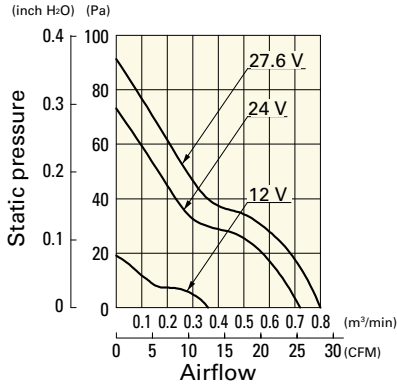
Operating voltage range



# Airflow - Static Pressure Characteristics

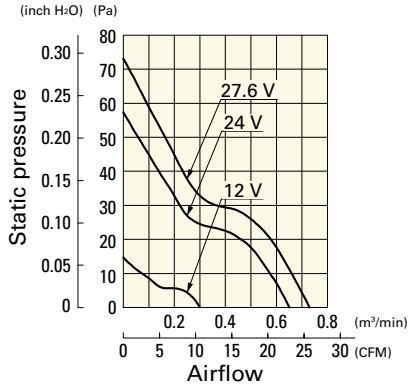
**109R0624D401** With pulse sensor

Operating voltage range



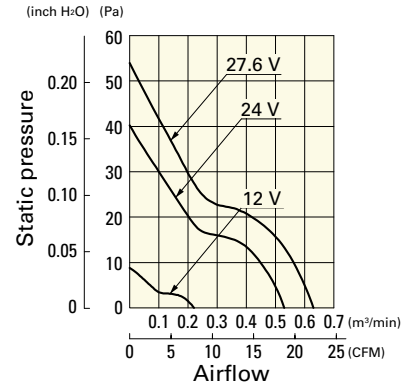
**109R0624S401** With pulse sensor

Operating voltage range



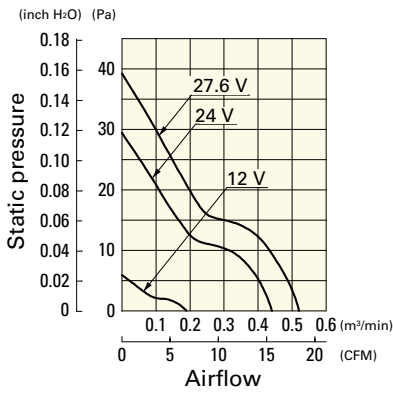
**109R0624H401** With pulse sensor

Operating voltage range



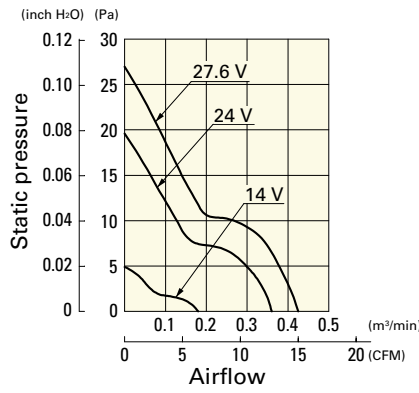
**109R0624F401** With pulse sensor

Operating voltage range



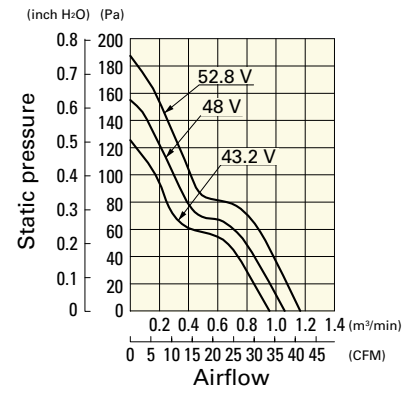
**109R0624M401** With pulse sensor

Operating voltage range



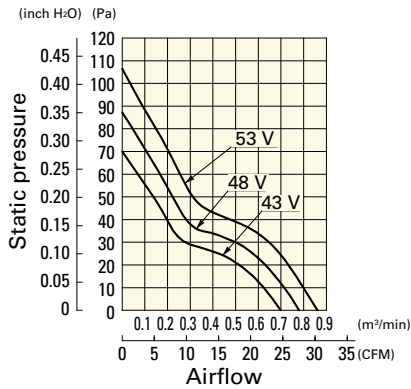
**109R0648J401** With pulse sensor

Operating voltage range



**109R0648G401** With pulse sensor

Operating voltage range



**109R0648H401** With pulse sensor

Operating voltage range

