


# 10GBASE-T PoE(++) TRANSFORMER MODULES

Ruggedized

10GB-6011(X)



- Compliant with IEEE 802.3 standards
- 120µH OCL with 9mA DC bias, at 100KHz 100mV
- Current Rating: 300mA Max per pair
- Operating temperature:
  - 10GB-6011: -40°C to +85°C
  - 10GB-6011X: -55°C to +125°C
- Storage temperature: -55°C to +125°C
- Terminal finish: Sn/Pb, (Pure tin for RoHS version)
- MSL: 3

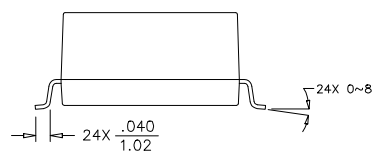
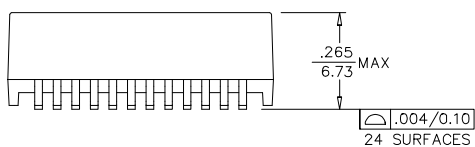
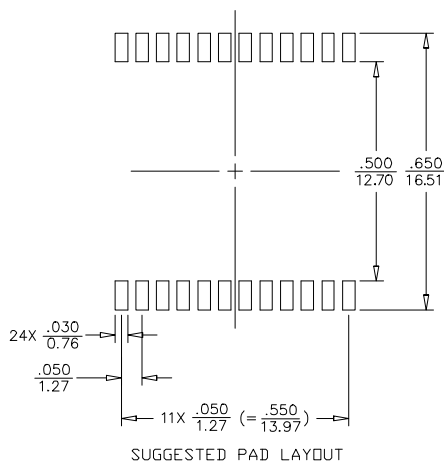
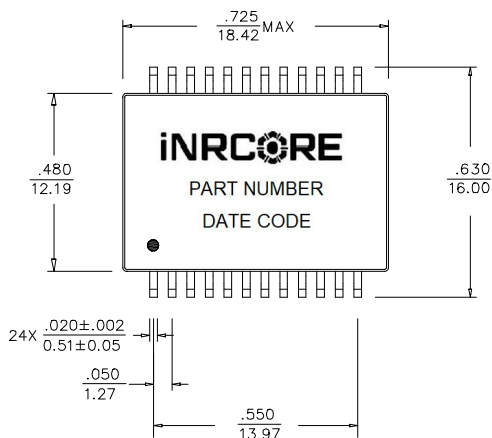
## Electrical Specifications @ 25°C

Part Number	Insertion Loss (dB Max)			Return Loss (dB Min)					Crosstalk (dB Min)				DM to CM Rejection Ratio (dB Min)			Dielectric Withstanding Voltage @5s (Vrms MIN)
	100 KHz	1-300 MHz	400-500 MHz	1 MHz	100 MHz	300 MHz	400 MHz	500 MHz	1 MHz	100 MHz	400 MHz	500 MHz	1 MHz	250 MHz	500 MHz	
10GB-6011	-3.0	-1.2	-3.0	-22	-20	-12	-10	-8	-40	-37	-30	-25	-40	-30	-22	1500
10GB-6011X	-3.0	-1.2	-3.0	-22	-20	-12	-10	-8	-40	-37	-30	-25	-40	-30	-22	1500

Notes: 1. Add suffix "T" to part number for Tape & Reel package (i.e.: **10GB-6011XT**). 2. Add suffix NL for RoHS compliant part; i.e. (**10GB-6011XNL**).

## Mechanical

### 10GB-6011(X)



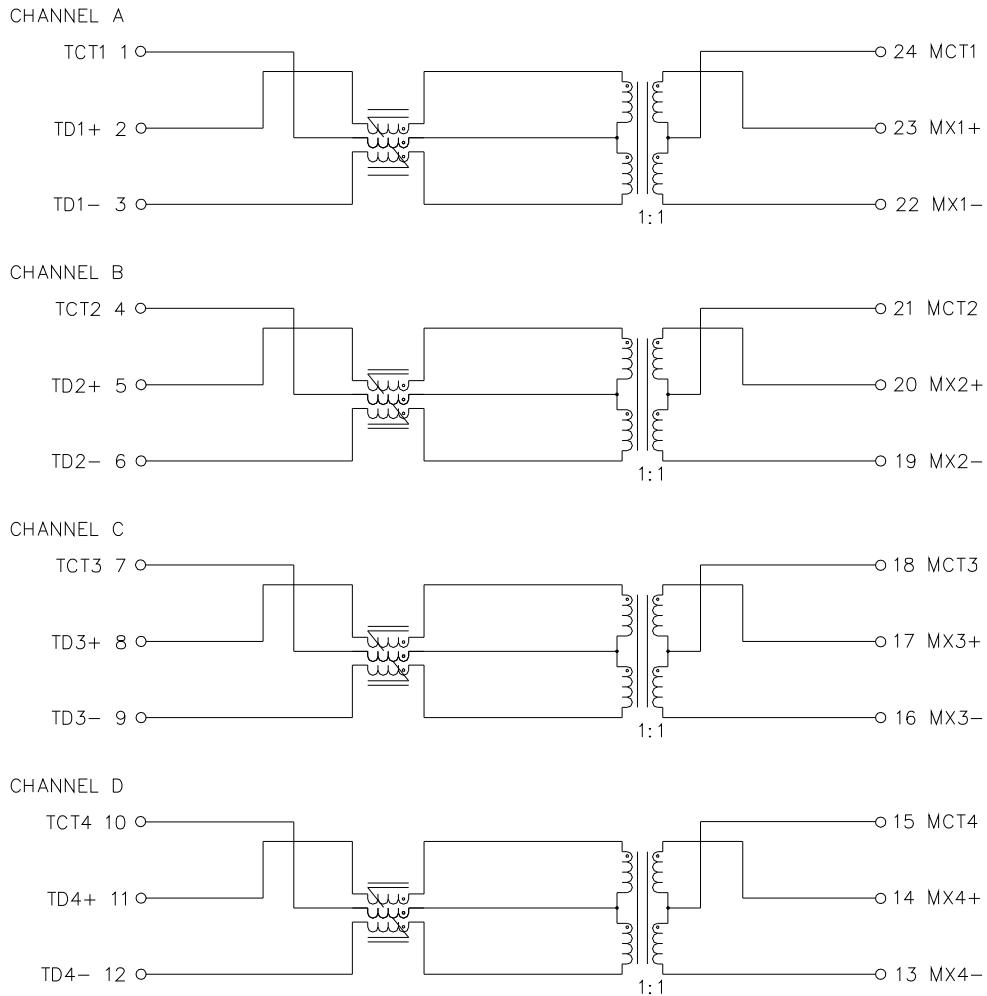
Weight.....3.6grams MAX  
Tape & Reel.....250pcs/reel  
Tube.....25pcs/tube

Dimensions: Inches  
Unless otherwise specified,  
all tolerances are ±.010

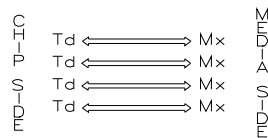


Schematic

**10GB-6011(X)**

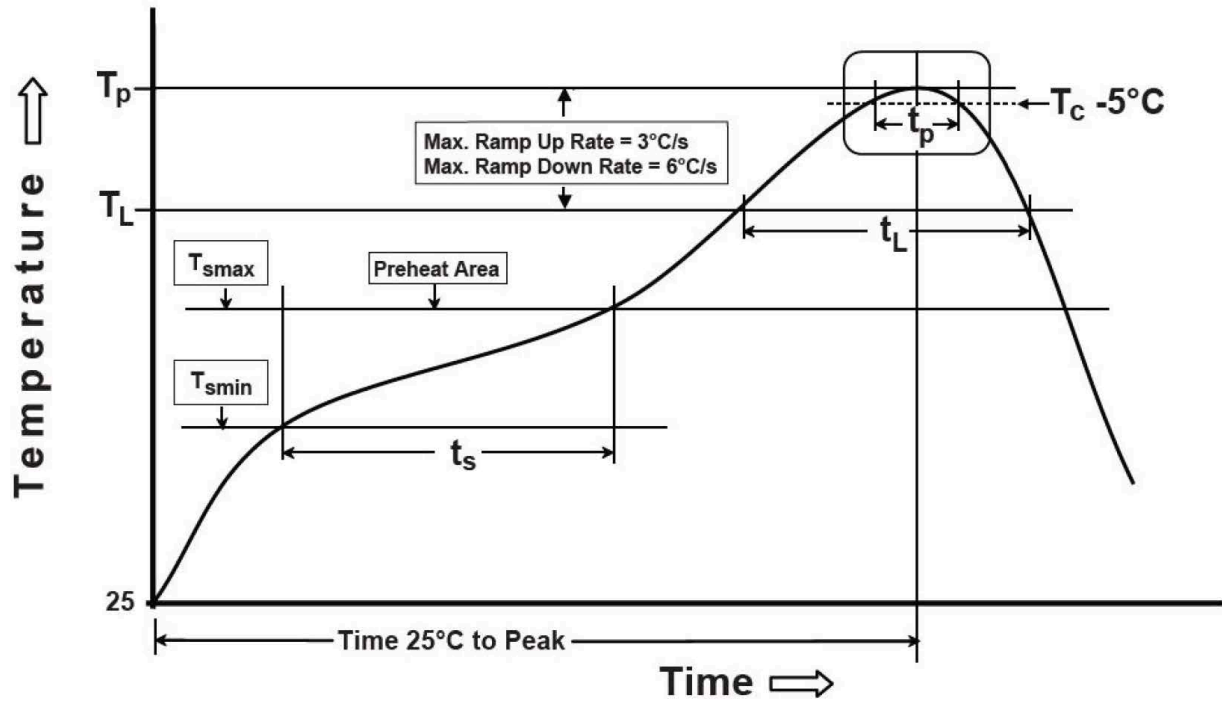


LEGEND



ALL CHANNELS ARE  
IN PHASE BETWEEN  
INPUT AND OUTPUT

Tin/Lead Recommended Reflow Profile (Based on J-STD-020D)



$T_{SMIN}$ (°C)	$T_{SMAX}$ (°C)	$T_L$ (°C)	$T_P$ (°C MAX)	$t_s$ (s)	$t_L$ (s)	$t_p$ (s MAX)	Ramp-up rate ( $T_L$ to $T_P$ )	Ramp-down rate ( $T_P$ to $T_L$ )	Time 25°C to peak temperature (s MAX)
100	150	183	235	60-120	60-150	20	3°C/s MAX	6°C/s MAX	360

Notes:

1. All temperatures measured on the package leads.
2. Maximum times of reflow cycle: 2.