


10GBASE-T PoE(++) TRANSFORMER MODULES



Ruggedized

10GB-6012(X)



- Compliant with IEEE 802.3 standards
- 120µH OCL with 18mA DC bias, at 100KHz 100mV
- Current Rating: 600mA Max per pair
- Operating temperature:
 - 10GB-6012: -40°C to +85°C
 - 10GB-6012X: -55°C to +125°C
- Storage temperature: -55°C to +125°C
- Terminal finish: Sn/Pb, (Pure tin for RoHS version)
- MSL: 3

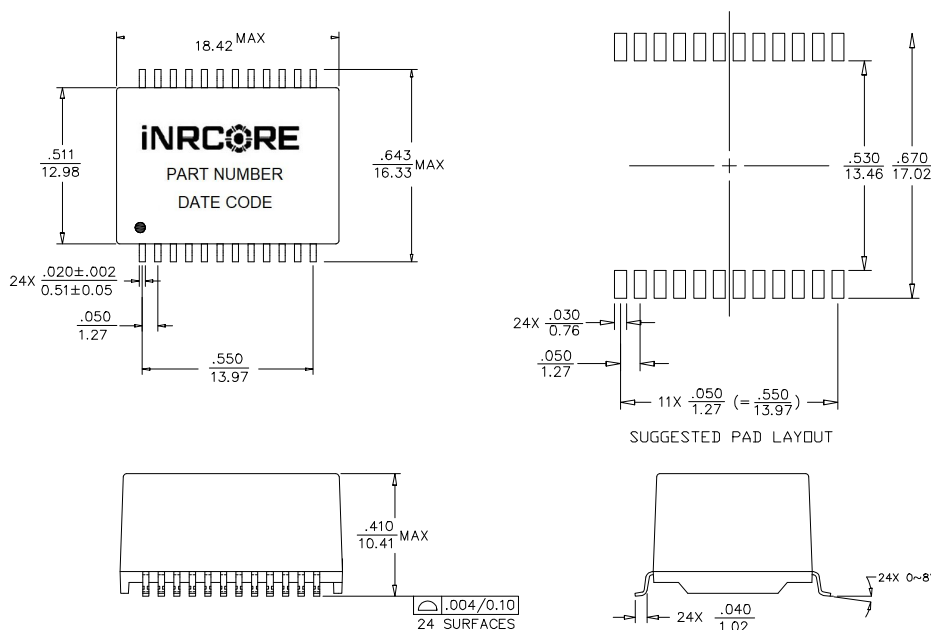
Electrical Specifications @ 25°C

Part Number	Insertion Loss (dB Max)			Return Loss (dB Min)					Crosstalk (dB Min)				DM to CM Rejection Ratio (dB Min)			Dielectric Withstanding Voltage @5s (Vrms MIN)
	100 KHz	1-300 MHz	400-500 MHz	1 MHz	100 MHz	300 MHz	400 MHz	500 MHz	1 MHz	100 MHz	400 MHz	500 MHz	1 MHz	250 MHz	500 MHz	
10GB-6012	-3.0	-1.2	-3.0	-22	-20	-12	-10	-8	-40	-37	-30	-25	-40	-30	-22	1500
10GB-6012X	-3.0	-1.2	-3.0	-22	-20	-12	-10	-8	-40	-37	-30	-25	-40	-30	-22	1500

Notes: 1. Add suffix "T" to part number for Tape & Reel package (i.e.: **10GB-6012XT**). 2. Add suffix NL for RoHS compliant part; i.e. (**10GB-6012XNL**).

Mechanical

10GB-6012(X)



Weight.....Approx. 4.4grams

Tape & Reel.....250pcs/reel

Tube.....25pcs/tube

Dimensions: Inches
[mm]

Unless otherwise specified,

all tolerances are ± $\frac{.010}{0.25}$



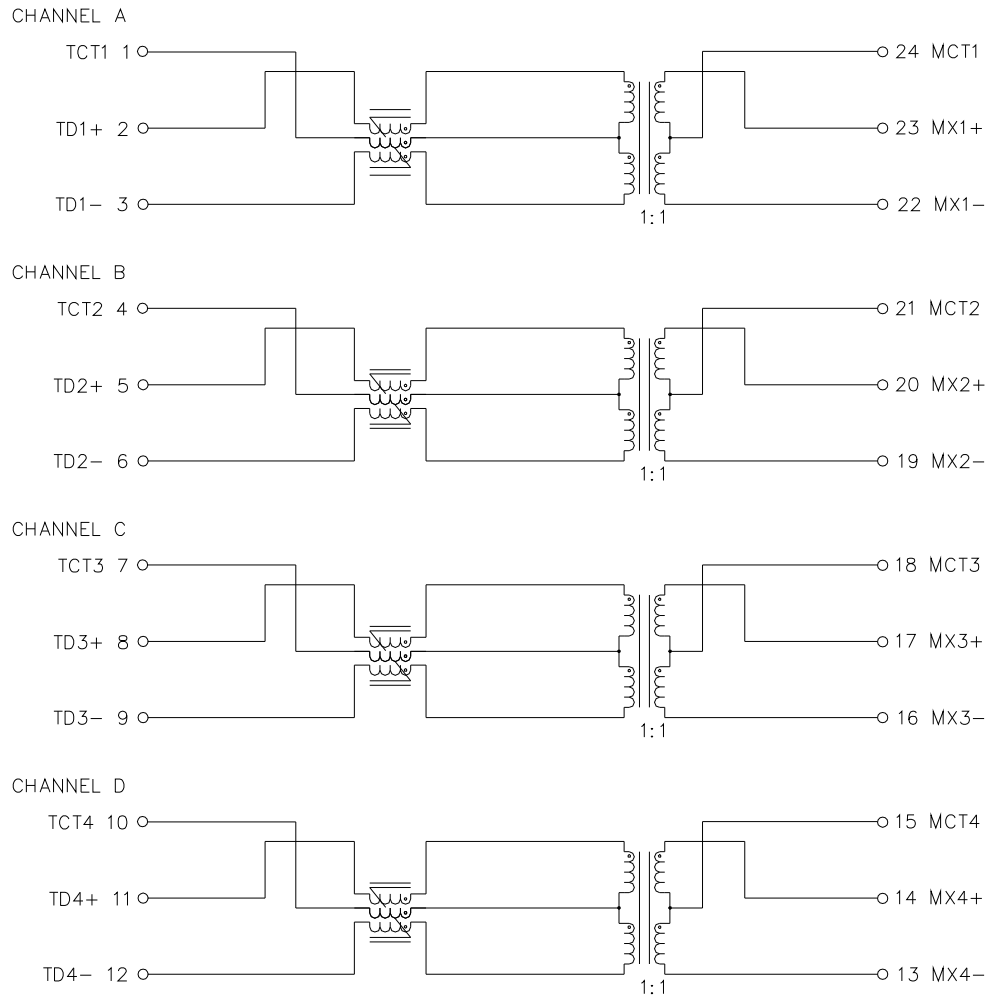
10GBASE-T PoE(++) TRANSFORMER MODULES

Ruggedized

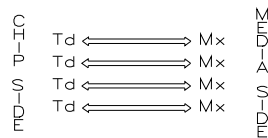


Schematic

10GB-6012(X)



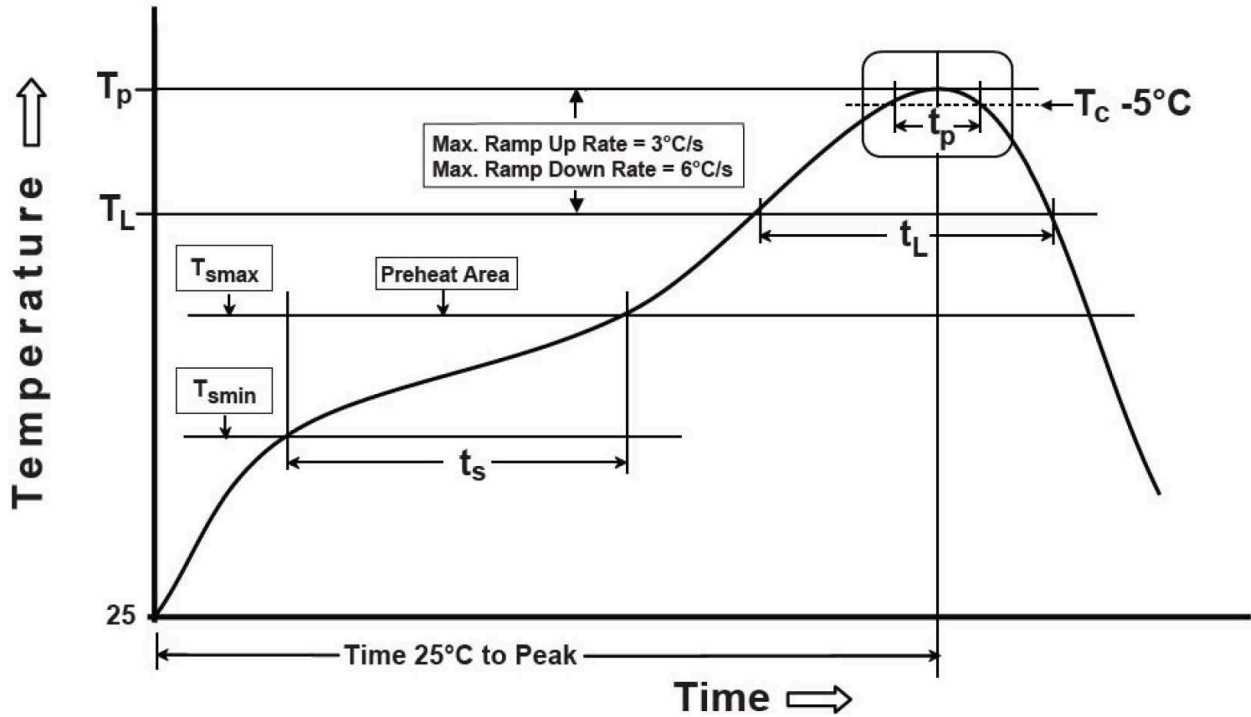
LEGEND



ALL CHANNELS ARE
IN PHASE BETWEEN
INPUT AND OUTPUT



Tin/Lead Recommended Reflow Profile (Based on J-STD-020D)



T_{SMIN} (°C)	T_{SMAX} (°C)	T_L (°C)	T_P (°C MAX)	t_s (s)	t_L (s)	t_p (s MAX)	Ramp-up rate (T_L to T_P)	Ramp-down rate (T_P to T_L)	Time 25°C to peak temperature (s MAX)
100	150	183	235	60-120	60-150	20	3°C/s MAX	6°C/s MAX	360

Notes:

1. All temperatures measured on the package leads.
2. Maximum times of reflow cycle: 2.