

Medical Filter

GE Series IEC INLET FILTERS

| PRODUCT TYPE | EG3EM EG3QM EG3UM | NG3EM NG3QM NG3UM | NG3EM(H) NG3QM(H) NG3UM(H) | 20GEEG3EM | 20GENG3EM |
|----------------|-------------------------|-------------------------|----------------------------------|-----------|-----------|
| PICTURE | | | | | |
| CURRENT RATING | 1/3/6/10 A | 3/6/10 A | 3/6/10 A | 20 A | 20 A |

KE / KEN Series HIGH PERFORMANCE IEC INLET / SNAP-IN FILTERS

| PRODUCT TYPE | G3EAM/G3SAM | W3EAM/W3SAM | G3EAM/G3SAM | W3EAM/W3SAM |
|----------------|-------------|-------------|-------------|-------------|
| PICTURE | | | | |
| CURRENT RATING | 3/8(6)/10A | 3/8(6)/10A | 3/8(6)/10A | 3/8(6)/10A |

BE Series SWITCH / DUAL-FUSE IEC INLET FILTERS

| PRODUCT TYPE | BENG3GM | BEEG3GM | BEEG3FM |
|----------------|---------|---------|---------|
| PICTURE | | | |
| CURRENT RATING | 3/6/10A | 3/6/10A | 2/4/6A |

TDP Series 3-PHASE 3-WIRE PLASTIC CASE FILTERS

| PRODUCT TYPE | TDPS6M TDPS6EM | TDPS6M(D) TDPS6EM(D) |
|----------------|-----------------------------|-------------------------|
| PICTURE | | |
| CURRENT RATING | 4 / 6 / 10 / 16 / 20 / 30 A | |

NB Series POWER ENTRY MODULE FILTERS

| PRODUCT TYPE | NB3M | NB4M | SB3M | SB4M |
|----------------|------------|------------|------------|------------|
| PICTURE | | | | |
| CURRENT RATING | 3/4/6/10 A | 3/4/6/10 A | 3/4/6/10 A | 3/4/6/10 A |

SE Series 2-STAGE IEC CONNECTOR FILTERS





| PRODUCT TYPE | SEEG3SM |
|----------------|----------------|
| PICTURE | |
| CURRENT RATING | 3/6/10/13/15 A |





DC Series 2-STAGE HIGH PERFORMANCE FILTERS

| PRODUCT TYPE | CG5BM | CW5BM | GG5BM | GW5BM | GS5BM |
|----------------|---------|---------|-------|-------|-------|
| PICTURE | | | | | |
| CURRENT RATING | 3/6/12A | 3/6/12A | 16A | 16A | 16A |






Medical Filter

DP Series 2-STAGE PERFORMANCE FILTERS






| PRODUCT TYPE | CG5CM | CS5CM | GS5CM | CG5BM |
|----------------|---|---|---|---|
| PICTURE |  |  |  |  |
| CURRENT RATING | 3/6/12/16/20 A | 16/20 A | 30A | 3/6/12A |

| PRODUCT TYPE | CW5CM, CW5BM | GG5BM | GW5BM | GS5BM |
|----------------|---|---|---|---|
| PICTURE |  |  |  |  |
| CURRENT RATING | 3/6/12 A | 16A | 16A | 16A |



DK Series GENERAL PURPOSE FILTERS

| PRODUCT TYPE | BG5BM | BW5BM | CG5BM | CW5BM | CS5BM |
|----------------|---|---|---|--|---|
| PICTURE |  |  |  |  |  |
| CURRENT RATING | 3/6/12 A | 3/6/12 A | 16/20 A | 16 A | 20/30 A |


DB Series GENERAL PURPOSE FILTERS

| PRODUCT TYPE | BG5BM | BW5BM | CG5BM | CW5BM | CS5BM |
|----------------|---|---|---|--|---|
| PICTURE |  |  |  |  |  |
| CURRENT RATING | 12 A | 12 A | 16 A | 16 A | 20/30 A |

EK Series POWER ENTRY MODULE FILTERS

| PRODUCT TYPE | EK3M/AM/SM/SAM | EK4M/AM/SM/SAM |
|----------------|---|---|
| PICTURE |  |  |
| CURRENT RATING | 3/6/10A | 3/6/10A |

MK Series HIGH PERFORMANCE PCB MOUNTING FILTERS

| PRODUCT TYPE | MK4EM |
|----------------|---|
| PICTURE |  |
| CURRENT RATING | 1/3/6/10A |

Remark: Please refer safety approval of Medical Filter to individual series.