

# Medical Filter

## GE Series IEC INLET FILTERS

| PRODUCT TYPE   | EG3EM<br>EG3QM<br>EG3UM | NG3EM<br>NG3QM<br>NG3UM | NG3EM(H)<br>NG3QM(H)<br>NG3UM(H) | 20GEEG3EM | 20GENG3EM |
|----------------|-------------------------|-------------------------|----------------------------------|-----------|-----------|
| PICTURE        |                         |                         |                                  |           |           |
| CURRENT RATING | 1/3/6/10 A              | 3/6/10 A                | 3/6/10 A                         | 20 A      | 20 A      |

## KE / KEN Series HIGH PERFORMANCE IEC INLET / SNAP-IN FILTERS

| PRODUCT TYPE   | G3EAM/G3SAM | W3EAM/W3SAM | G3EAM/G3SAM | W3EAM/W3SAM |
|----------------|-------------|-------------|-------------|-------------|
| PICTURE        |             |             |             |             |
| CURRENT RATING | 3/8(6)/10A  | 3/8(6)/10A  | 3/8(6)/10A  | 3/8(6)/10A  |

## BE Series SWITCH / DUAL-FUSE IEC INLET FILTERS

| PRODUCT TYPE   | BENG3GM | BEEG3GM | BEEG3FM |
|----------------|---------|---------|---------|
| PICTURE        |         |         |         |
| CURRENT RATING | 3/6/10A | 3/6/10A | 2/4/6A  |

## TDP Series 3-PHASE 3-WIRE PLASTIC CASE FILTERS

| PRODUCT TYPE   | TDPS6M<br>TDPS6EM           | TDPS6M(D)<br>TDPS6EM(D) |
|----------------|-----------------------------|-------------------------|
| PICTURE        |                             |                         |
| CURRENT RATING | 4 / 6 / 10 / 16 / 20 / 30 A |                         |

## NB Series POWER ENTRY MODULE FILTERS

| PRODUCT TYPE   | NB3M       | NB4M       | SB3M       | SB4M       |
|----------------|------------|------------|------------|------------|
| PICTURE        |            |            |            |            |
| CURRENT RATING | 3/4/6/10 A | 3/4/6/10 A | 3/4/6/10 A | 3/4/6/10 A |

## SE Series 2-STAGE IEC CONNECTOR FILTERS





| PRODUCT TYPE   | SEEG3SM        |
|----------------|----------------|
| PICTURE        |                |
| CURRENT RATING | 3/6/10/13/15 A |





## DC Series 2-STAGE HIGH PERFORMANCE FILTERS

| PRODUCT TYPE   | CG5BM   | CW5BM   | GG5BM | GW5BM | GS5BM |
|----------------|---------|---------|-------|-------|-------|
| PICTURE        |         |         |       |       |       |
| CURRENT RATING | 3/6/12A | 3/6/12A | 16A   | 16A   | 16A   |






# Medical Filter

## DP Series 2-STAGE PERFORMANCE FILTERS






| PRODUCT TYPE   | CG5CM   | CS5CM   | GS5CM   | CG5BM   |
|----------------|---|---|---|---|
| PICTURE        |  |  |  |  |
| CURRENT RATING | 3/6/12/16/20 A  | 16/20 A   | 30A   | 3/6/12A   |

| PRODUCT TYPE   | CW5CM, CW5BM  | GG5BM   | GW5BM   | GS5BM   |
|----------------|---|---|---|---|
| PICTURE        |  |  |  |  |
| CURRENT RATING | 3/6/12 A  | 16A   | 16A   | 16A   |



## DK Series GENERAL PURPOSE FILTERS

| PRODUCT TYPE   | BG5BM   | BW5BM   | CG5BM   | CW5BM  | CS5BM   |
|----------------|---|---|---|--|---|
| PICTURE        |  |  |  |  |  |
| CURRENT RATING | 3/6/12 A  | 3/6/12 A  | 16/20 A   | 16 A   | 20/30 A   |


## DB Series GENERAL PURPOSE FILTERS

| PRODUCT TYPE   | BG5BM   | BW5BM   | CG5BM   | CW5BM  | CS5BM   |
|----------------|---|---|---|--|---|
| PICTURE        |  |  |  |  |  |
| CURRENT RATING | 12 A  | 12 A  | 16 A  | 16 A   | 20/30 A   |

## EK Series POWER ENTRY MODULE FILTERS

| PRODUCT TYPE   | EK3M/AM/SM/SAM  | EK4M/AM/SM/SAM  |
|----------------|---|---|
| PICTURE        |  |  |
| CURRENT RATING | 3/6/10A   | 3/6/10A   |

## MK Series HIGH PERFORMANCE PCB MOUNTING FILTERS

| PRODUCT TYPE   | MK4EM   |
|----------------|---|
| PICTURE        |  |
| CURRENT RATING | 1/3/6/10A   |

Remark: Please refer safety approval of Medical Filter to individual series.