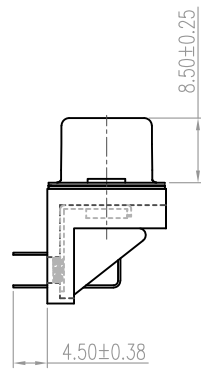
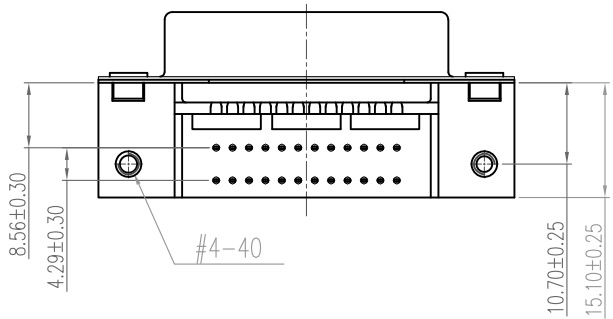
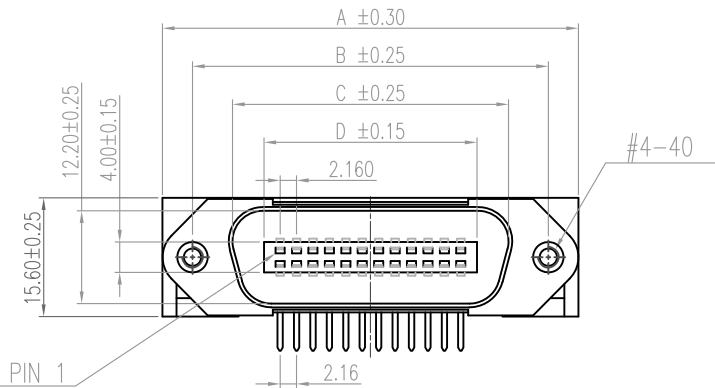


DIMENSIONS OF ALL SIZES AVAILABLE				
SIZE	A	B	C	D
14 PDS.	43.90	36.00	25.20	17.20
24 PDS.	54.70	46.80	36.30	28.00
36 PDS.	67.75	59.74	49.30	41.05
50 PDS.	83.10	74.85	64.47	56.40

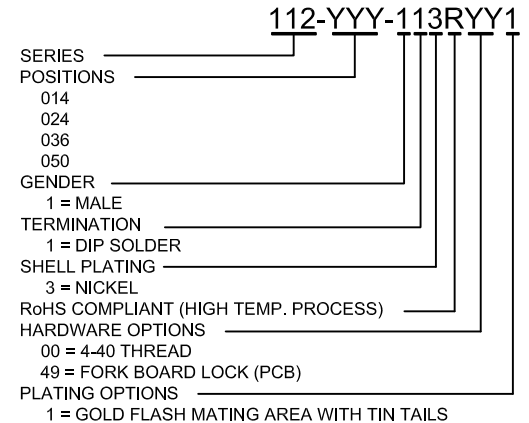


ELECTRICAL CHARACTERISTICS

VOLTAGE: 250 VAC (RMS) Max.  
 CURRENT RATING: 1 AMP PER CONTACT  
 CONTACT RESISTANCE: 30 mΩ Max.  
 INSULATION RESISTANCE: 1000 MΩ Min.  
 DIELECTRIC WITHSTANDING: 1000 VAC (RMS)  
 TOTAL MATING FORCE: 25 LBS Max.  
 TOTAL UNMATING FORCE: 2 LBS Min.  
 OPERATING TEMPERATURE: -55°C TO +105°C

MATERIAL CHARACTERISTICS

INSULATOR: PA9T, UL94V-0, BLUE  
 CONTACTS: COPPER ALLOY  
 CONTACT PLATING: GOLD FLASH MATING AREA  
 MATTE TIN ON PCB CONTACTS  
 CONTACT INSERTION FORCE: 25 LBS MAX.  
 CONTACT SEPARATION FORCE: 2 LBS. MIN.



RoHS COMPLIANT

UNITS = MM

DO NOT SCALE FROM DRAWING



THESE DRAWINGS AND SPECIFICATIONS ARE THE PROPERTY OF NorComp AND SHALL NOT BE REPRODUCED, COPIED OR USED AS THE BASIS FOR THE MANUFACTURE OR SALE OF APPARATUS WITHOUT WRITTEN PERMISSION.

DRAWN:

J. KADEL

DATE:

12/26/2018

NorComp

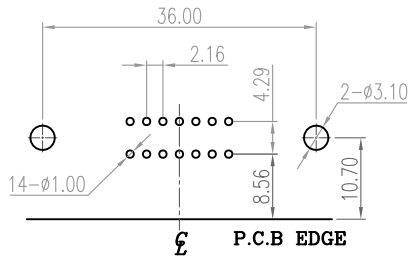
SCALE:  
NTS

SHEET OF  
1 3

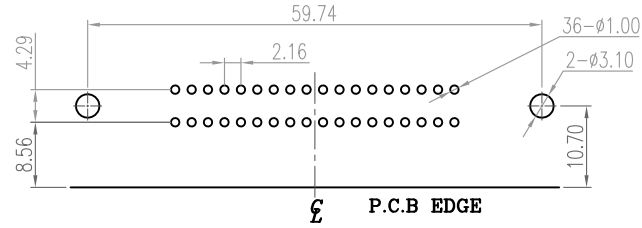
REV  
0

DWG NO.

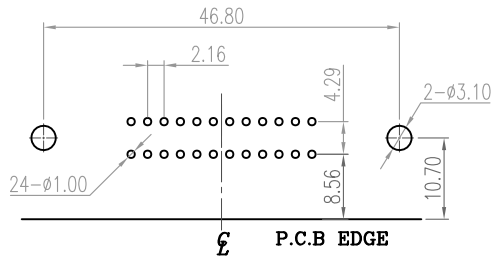
112-YYY-113RYY1



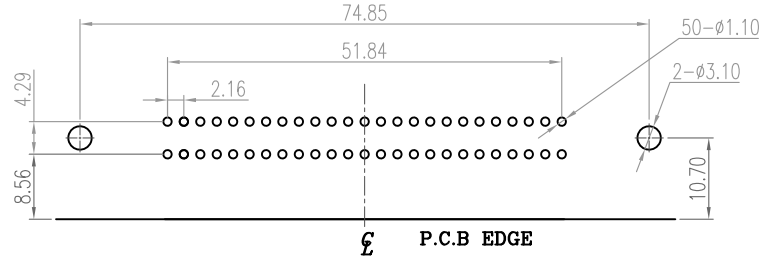
RECOMMENDED P.C.B LAYOUT 14 POS.



RECOMMENDED P.C.B LAYOUT 36 POS.

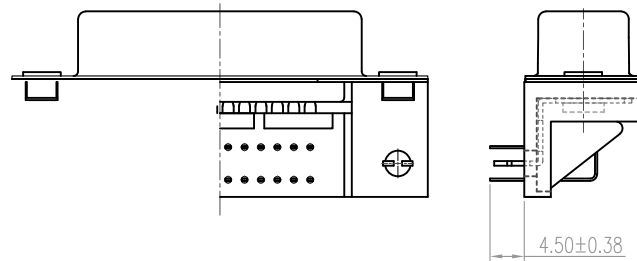


RECOMMENDED P.C.B LAYOUT 26 POS.



RECOMMENDED P.C.B LAYOUT 50 POS.

-49x HARDWARE OPTION



RoHS COMPLIANT

UNITS = MM

DO NOT SCALE FROM DRAWING



THESE DRAWINGS AND SPECIFICATIONS ARE THE PROPERTY OF NorComp AND SHALL NOT BE REPRODUCED, COPIED OR USED AS THE BASIS FOR THE MANUFACTURE OR SALE OF APPARATUS WITHOUT WRITTEN PERMISSION.

DRAWN:

J. KADEL

DATE:

12/26/2018

NorComp

SCALE:  
NTS

SHEET OF  
2 3

REV  
0

DWG NO.

112-YYY-113RYY1