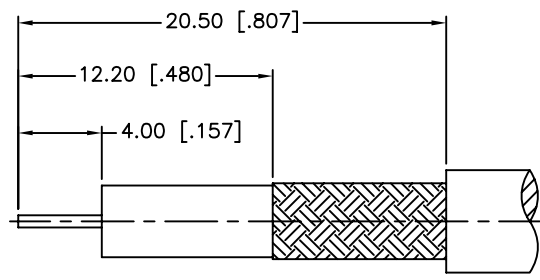
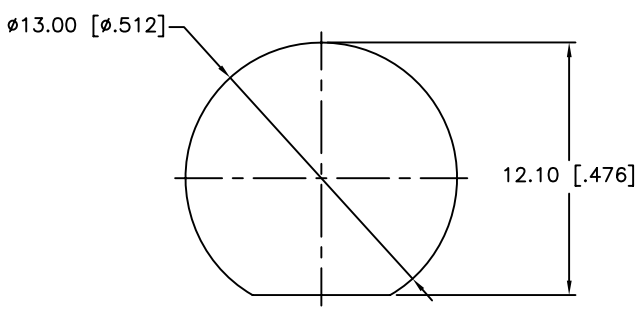


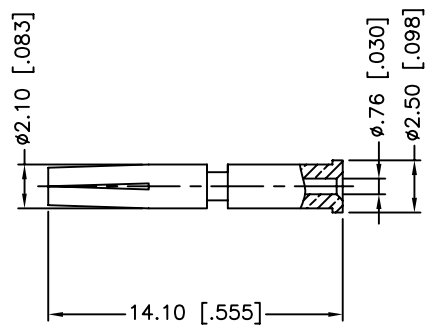
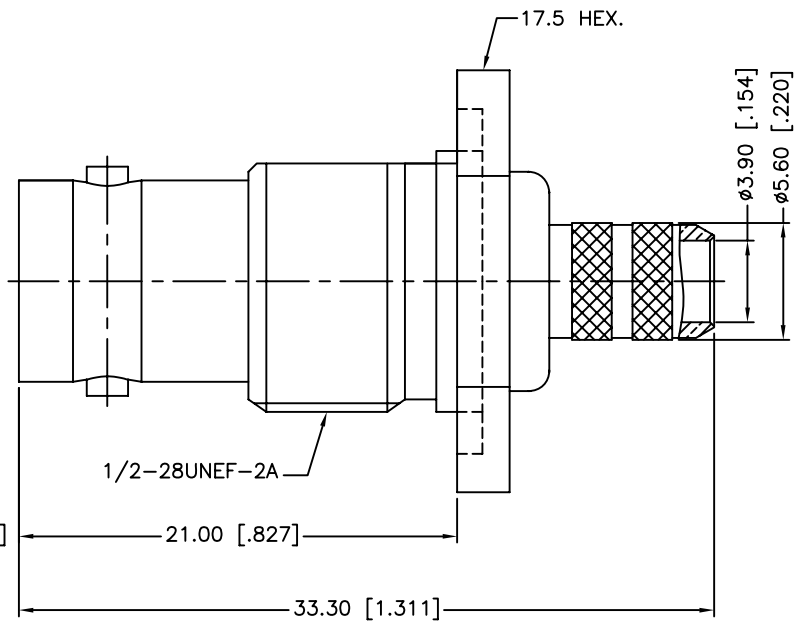
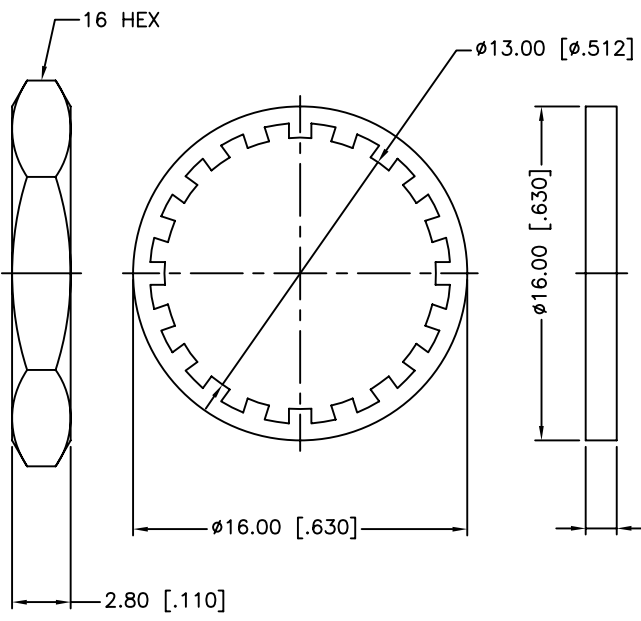
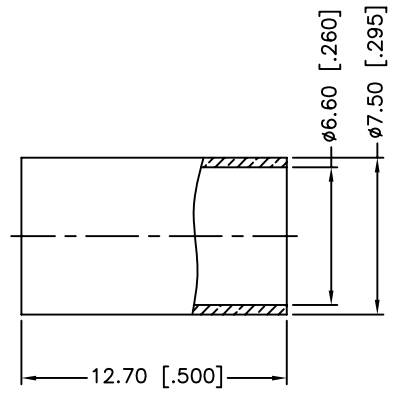
REV.	DATE	ECR NO.	DESCRIPTION
NC	07/05/10	XXXXXX	INITIAL RELEASE



RECOMMENDED
CABLE STRIPPING DIM'S



RECOMMENDED
MOUNTING HOLE



- NOTES:
1. CRIMPED FERRULE
HEX CRIMP SIZE .255"
 2. CRIMPED CONTACT PIN
HEX CRIMP SIZE .068"
 3. MAX. PANEL THICKNESS=6.5mm

DESCRIPTION	MATERIAL	FINISH	QTY
9 FERRULE	BRASS	NICKEL	1
8 CONTACT PIN	PHOSPHOR BRONZE	GOLD	1
7 HEX NUT	BRASS	NICKEL	1
6 LOCK WASHER	BRASS	NICKEL	1
5 GASKET	RUBBER	RED	1
4 BARREL	BRASS	NICKEL	1
3 INSULATOR	PTFE	NATURAL	1
2 BODY	BRASS	NICKEL	1
1 HOUSING	BRASS	NICKEL	1

UNLESS OTHERWISE SPECIFIED DIMENSIONS ARE IN MILLIMETERS. DIMENSIONS IN [] ARE IN INCHES AND FOR CUSTOMER REFERENCE ONLY.

UNLESS OTHERWISE SPECIFIED TOLERANCES FOR MILLIMETERS ARE:
0.5 - 8mm ± 0.20mm
8 - 30mm ± 0.40mm
30 - 120mm ± 0.50mm

UNLESS OTHERWISE SPECIFIED TOLERANCES FOR INCHES ARE:
.020 - .315 ± 0.007"
.315 - 1.180 ± 0.015"
1.180 - 4.724 ± 0.020"

DO NOT SCALE DRAWING

APPROVALS	DATE
DRAWN M.ZHANG	07/05/10
CHECKED	
ISSUED	
SHEET 1 OF 1	
CAD FILE C:/CONNEX/112213.DWG	

Amphenol Connex

PART DESCRIPTION
**BNC BULKHEAD CRIMP JACK - 75 OHM
(FOR RG-59/U CABLE)**

PART NO.
112213

DWG. NO.	112213.DWG	REV.	NC	SIZE	A	SCALE	NA
----------	------------	------	----	------	---	-------	----