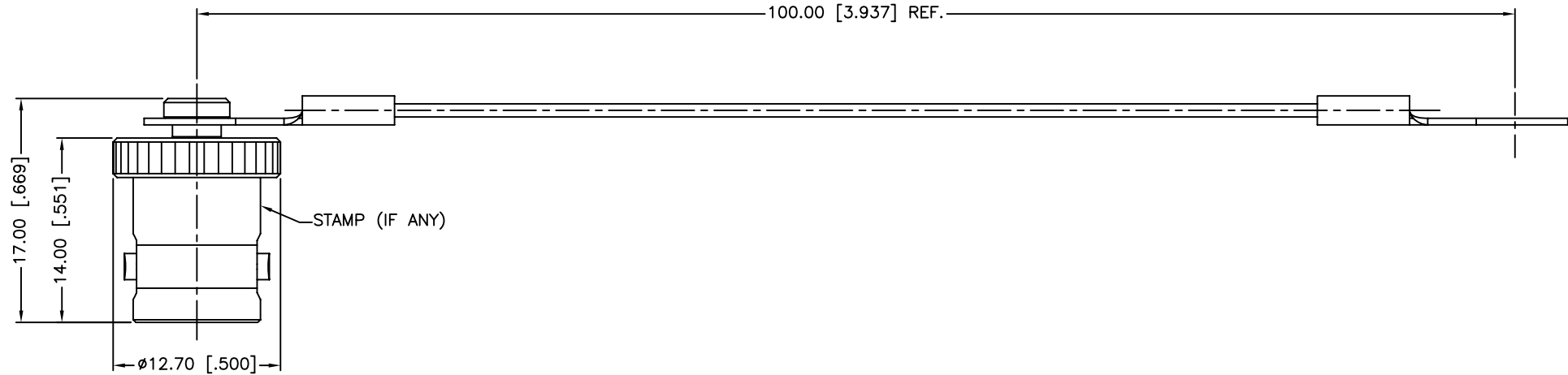
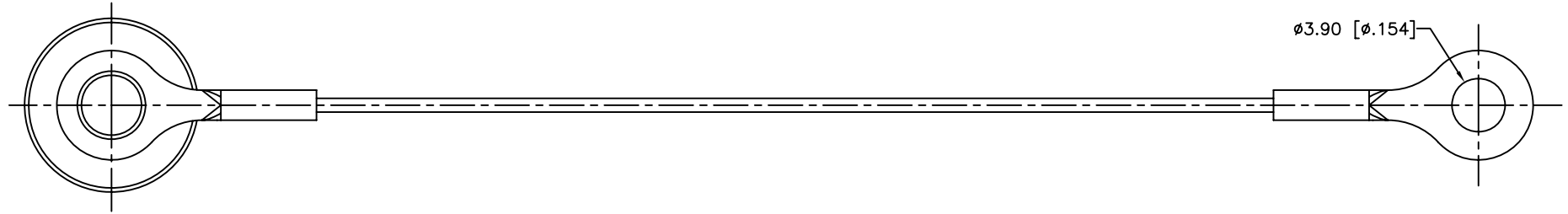
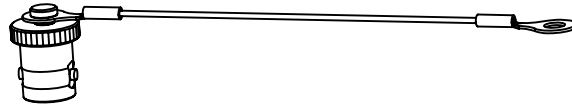


REV.	DATE	ECR NO.	DESCRIPTION
NC	04/26/12	XXXXXX	INITIAL RELEASE



UNLESS OTHERWISE SPECIFIED DIMENSIONS ARE IN MILLIMETERS. DIMENSIONS IN [] ARE IN INCHES AND FOR CUSTOMER REFERENCE ONLY.

UNLESS OTHERWISE SPECIFIED TOLERANCES FOR MILLIMETERS ARE:
0.5 - 8mm ± 0.20mm
8 - 30mm ± 0.40mm
30 - 120mm ± 0.50mm

UNLESS OTHERWISE SPECIFIED TOLERANCES FOR INCHES ARE:
.020 - .315 = ± 0.007"
.315 - 1.180 = ± 0.015"
1.180 - 4.724 = ± 0.020"

DO NOT SCALE DRAWING

APPROVALS		DATE
DRAWN	M.ZHANG	04/26/12
CHECKED		
ISSUED		
SHEET	1 OF 1	
CAD FILE	C:/CONNEX/112713-10.DWG	

Amphenol Connex			
PART DESCRIPTION			
BNC FEMALE CAP WITH WIRE CHAIN			
PART NO.			
112713-10			
DWG. NO.	112713-10.DWG	REV.	NC
SIZE	A	SCALE	NA

3	CHAIN	STAINLESS STEEL	PASSIVATED	1
2	RIVET	BRASS	NICKEL	1
1	BODY	BRASS	NICKEL	1
	DESCRIPTION	MATERIAL	FINISH	QTY