D

THIS DRAWING AND DESIGN HEREON CONSTITUTES A PROPRIETARY DESIGN OF PACKARD ELECTRIC DIVISION AND IS NOT TO BE DUPLICATED OR REPRODUCED WITHOUT AUTHORITY OF PACKARD ELECTRIC DIVISION.

DO NOT SCALE

DATE	SYM	REVISION RECORD	AUTH	DR	CK
15JL85	A	RELEASED	85005	GP	FH
26DE85	—	1.0 R-2 PLCS WAS 2.0 R-2 PLCS	102764	SM	DKS
18AP90	A1	MAT'L WAS R-67534 NYLON 6,6 MED GRAY	134212	CDH	DH
09AU93	A2	MAT'L WAS R0071781	156487	GH	GH
16AU95	A3	MAT'L WAS R0071784 NYLON 66-			
		MED GRAY - HS-1M	167528	FDS	FDS
19JA06	A4	ADDED EJECTOR PAD NOTE			
		AND MAT'L SPEC WAS R0071784	276109	JT	JA

DRAWING NO. 1205 9801

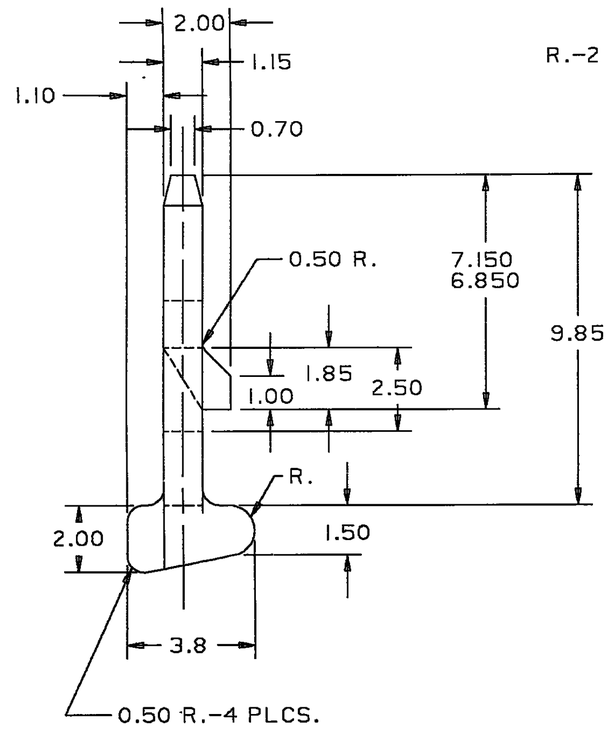

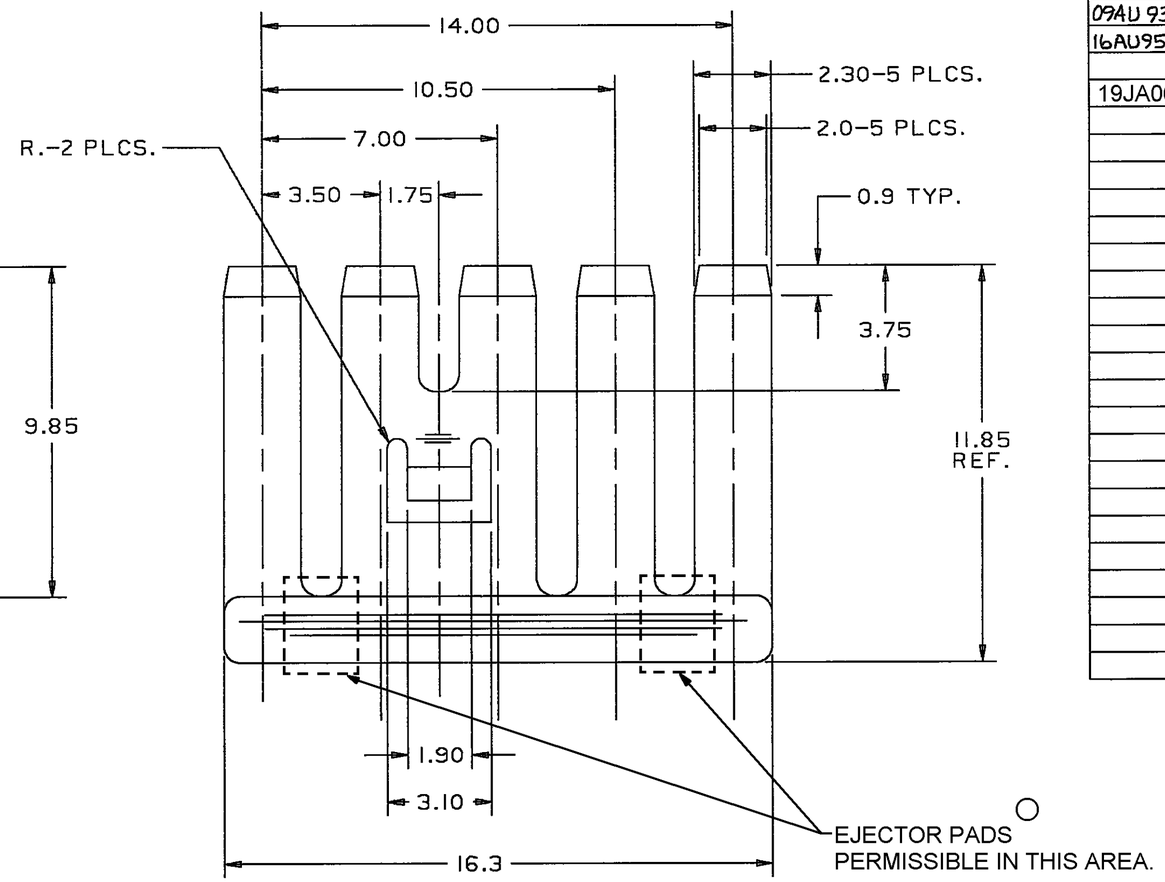

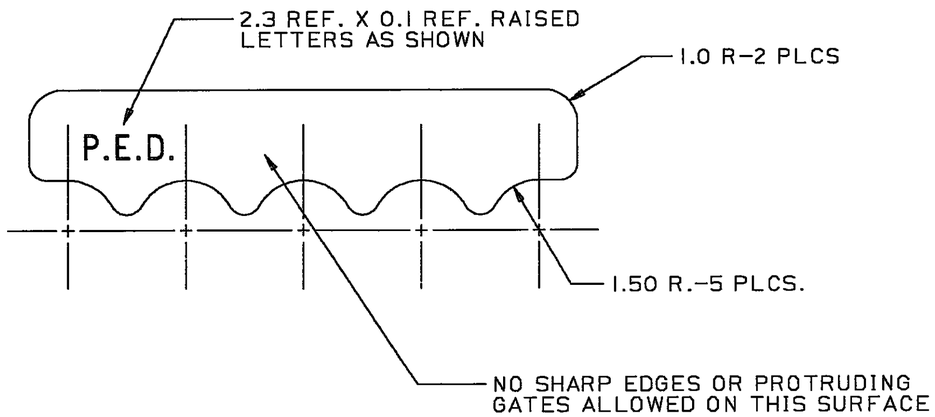

NOTES—1. ALL RADII 0.50, UNLESS OTHERWISE SPECIFIED.

2. DIMENSIONS ARE TO FACE OF VIEW SHOWN, UNLESS OTHERWISE INDICATED.

3. MATING CONNECTOR 12059800 OR EQUIVALENT.

4. THIS PART IS NOT CONTROLLED FOR AUTOMATIC FEEDING.

C06D2533

METRIC
DIMENSIONS ARE IN MILLIMETERS UNLESS OTHERWISE SPECIFIED

THIRD ANGLE PROJECTION

CODE NO. 6900	TOLERANCE UNLESS OTHERWISE SPECIFIED DECIMAL: ONE PLACE ± 0.2 TWO PLACE ± 0.10 ANGULAR ± 2°
QC-C-4004	
DWG. DATE 19DE83 / SCALE 8:1	DR. G. PHILLIPS 15JL85
CD.M.LOCK.12059801	CK. F.HESTON / DATE 26JL85
REFERENCE NO.	APPR. D.BRANTINGHAM / DATE 01AU85
	APPR. R.PETROSKY / DATE 05AU85
MATERIAL SPEC. M3592025 PA66 HS IM GRA MD	
NAME SECONDARY LOCK	
PART NO. 1205 9801	SIZE C

PACKARD ELECTRIC

PACKARD ELECTRIC DIVISION
GENERAL MOTORS CORPORATION
WARREN, OHIO

-0-
197-A