SYMBOL DEFINITION		MISSING NUMBERS
THE NUMBER INSIDE THE SYMBOL CORRESPONDS TO THE NUMBER ON THE INSPECTION REPORT FOR THIS DRAWING/PART NUMBER	TOTAL NO. OF SYMBOLS DRAWING: 70	
	LAST NO. USED: 132	

DWG STATUS				ZONE	REVISION HISTORY	AUTH	DR	CK	APVD
DATE	STG	REV	SUP						
25NOV99	R	001	-	-	12064978 & 12064993 - MERE SEPARATE DRAWINGS	192660	RCM	GG	RJ
15JA00	R	002	-	-	15358977 - RELEASED	000005	STW	KV	GG
19SE00	R	003	-	-	ADDED BACK VIEW FOR TYPE 102	200860	MR	MR	STB

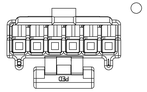

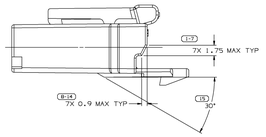

OPTIONAL CONSTRUCTION
SAME AS ORIGINAL CONSTRUCTION
EXCEPT AS SHOWN
FOR TYPE 101 & 102

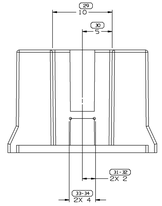

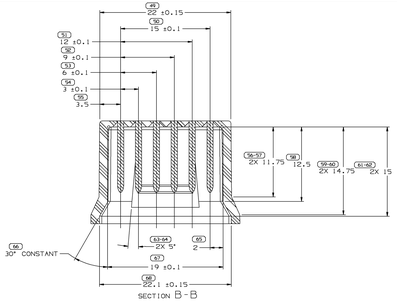

SECTION B-B

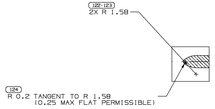

DETAIL "Z"
SCALE (0)1

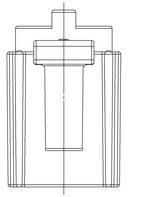

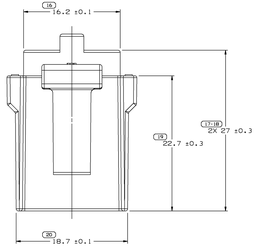

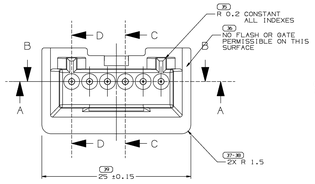

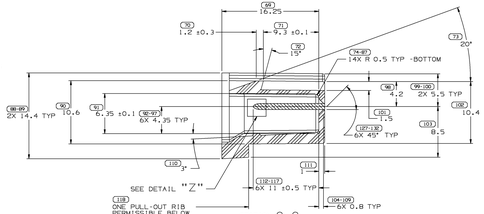

SECTION C-C

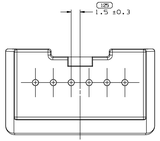

NOTES:

1. MATERIAL SPEC
PM002419-001 BRASS CDA 250 1/2 HARD
AFTER TERMINAL IS FORMED PLATE THE ENTIRE LENGTH WITH COPPER PER MIL -C-4550B (CLASS 4 .003 MM (.0001 IN)) ADDITIONALLY PLATE EACH PIN AS SPECIFIED IN CHART AS FOLLOWS:

TOP PLATING
BRIGHT TIN/LEAD PLATE PER MIL -P-81728A FOR ELECTRONIC COMPONENTS WITH MIN THICKNESS OF .003 MM (.0001 IN) MATTE FINISH TIN/LEAD PLATE PERMISSIBLE WITHIN CONFINES OF CARRIER STRIP

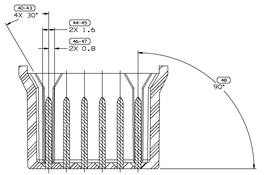

SECTION A-A

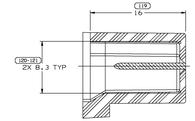

SECTION D-D

MATING CONNECTOR INFORMATION

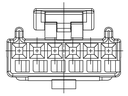

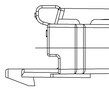

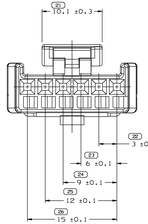

TYPE 102
SAME AS TYPE 101
EXCEPT AS SHOWN

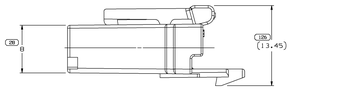

TYPE 101

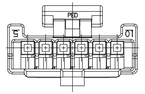

VIEW DOES NOT REFLECT
ACTUAL PART SIZE

NOTES

1. UNLESS OTHERWISE SPECIFIED AND/OR INDICATED:
DIMENSIONS ARE TO FACE OF VIEW SHOWN AND AUTOMATICALLY ROUNDED BY COMPUTER FOR INSPECTION. ALL MATERIAL MODELS ARE SHOWN AS DESIGNED FOR ALL OTHER DIMENSIONS NOT SHOWN BUT REQUIRED FOR TOOL BUILD, SEE MATH MODEL FOR PRECISE TOOL PATH DATA.

2. MATING COMPONENTS OR EQUIVALENT:
CONNECTOR POSITION ASSURANCE LOCK 12064989
TERMINAL POSITION ASSURANCE LOCK 12066170
TYPE 102 CAVITIES
CAVITIES 5 AND 10 (TYPE 101) CAN ACCEPT TERMINAL 12089649

3. CAVITIES 5 AND 10 (TYPE 101) CAN ACCEPT A MAX INSULATION CRIMP OF 3.55 HIGH AND 3.5 WIDE (3.55 MAX CABLE O.D.)
ALL OTHER CAVITIES ACCEPT A MAX INSULATION CRIMP OF 2.3 HIGH AND 3.5 WIDE (2.4 MAX CABLE O.D.) REFER TO ESA-605 FOR CRIMP DIMENSIONS

4. PART 12064993 MAY USE MATERIAL PM002191-001 (VALOX 325E-BK1066) IN OLD MOLD 12064977 PM A P001

5. PART 12064978 MAY USE MATERIAL PM002191-003 (VALOX 325E-8253 GRAY) IN OLD MOLD 12064977 PM A P001

6. 15358977 SAME AS 12064993 EXCEPT FOR COLOR

FRAME NUMBER	SHEET NUMBER	DRAWING NUMBER	DWG STATUS STG	REV	SUP	PART NO	STG	REV	N/P	STATUS	TYPE	MATERIAL SPECIFICATION AND COLOR	VOLUME	MATING CONNECTOR
2 OF 2	1 OF 1	12064977	R	003	-	15358977	R	001	-	-	101	R0100111 PBT-BLU (SEE NOTE #6)	1.903	12065870
						12064978	R	E1	-	-	102	R0100109 PBT-GRA (SEE NOTE #5)	1.837	12052990
						12064993	R	D2	-	-	101	R0100151 PBT REPELLETIZED-BLK (SEE NOTE #4)	1.903	12065870

DELPHI PACKARD ELECTRIC SYSTEMS
WARREN, OHIO 44486

DELPHI Automotive Systems

MATERIAL SPEC
SEE CHART

FRACTIONAL	ANGULAR	DECIMAL
±1/64	±0.25°	±0.005

DIMENSIONAL TOLERANCE UNLESS OTHERWISE SPECIFIED

PART DRAWING

DISTR CODE: D

CODE NUMBER	DWG DATA	SCALE
AVQ1	305095	5:1
QC SPEC	STYLE	VOLUME cm³ SEE CHART

PART GEOMETRY
3D SOLID

CHANGE RESTRICTED
NO MANUAL CHANGES

UNLESS OTHERWISE SPECIFIED
PERFECT FORM REQUIRED FOR FEATURES OF SIZE AT MAC-TRUE POSITION TOLERANCES AND RELATED DATUMS APPLY AT CONDITION OF SIZE INDICATED IN FEATURE CONTROL FRAME. DATUM FEATURES MUST BE PERFECT FOR DATUMS APPLICATION. SEPARATE TOLERPOS FOR CALLOUTS MAY BE GIVEN SEPARATELY, REGARDLESS OF DATUM REFERENCE.

COPY OF MATH DATA
DO NOT SCALE

METRIC
UNLESS OTHERWISE SPECIFIED DIMENSIONS ARE IN MILLIMETERS

REFERENCE: 001,701

	DR	DATE
APVD1	RUBEN ORTIZ	25NOV99
APVD2	D.B.IZQUIERDO	25NOV99
APVD3		
APVD4		
APVD5		

THIRD ANGLE PROJECTION

DRAWING NAME: TAXI CONN 6F MIC/P 100

FRAME NUMBER	SHEET NUMBER	DRAWING NUMBER	DWG STATUS STG	REV	SUP	SIZE
2 OF 2	1 OF 1	12064977	R	003	-	R

(20) PROCESS SENSITIVE DIMENSION
DIMENSIONS PRECEDED BY (20) ARE CRITICAL TO PROCESS CAPABILITY AND ALL TOLERANCES LISTED ARE CRITICAL-ONLY