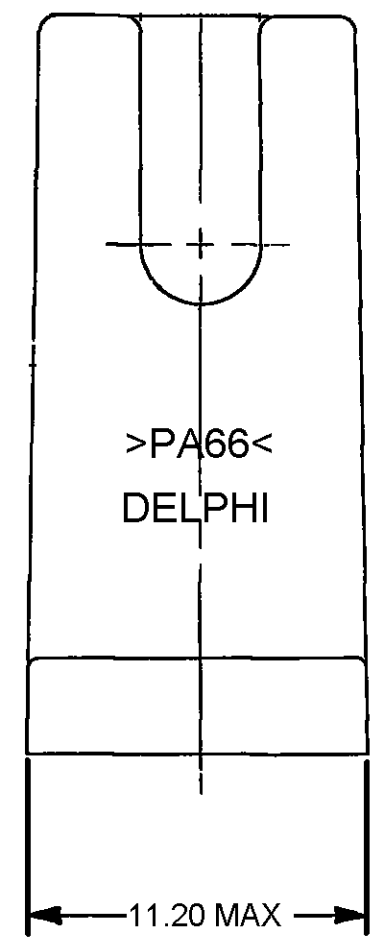
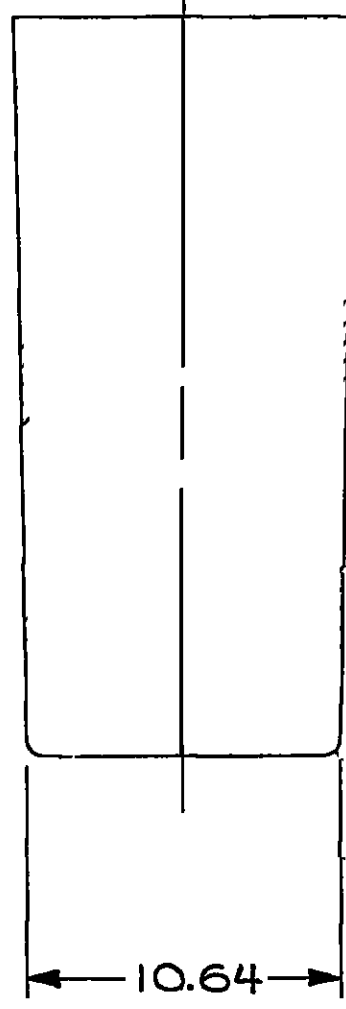


D THIS DRAWING AND DESIGN HEREON CONSTITUTE A PROPRIETARY DESIGN OF PACKARD ELECTRIC DIVISION AND IS NOT TO BE DUPLICATED, OR REPRODUCED WITHOUT AUTHORITY OF PACKARD ELECTRIC DIVISION.

- NOTE** — 1. DIMENSIONS ARE TO FACE OF VIEW SHOWN, UNLESS OTHERWISE INDICATED.
 2. USE 2962874 TERMINAL OR EQUIVALENT.
 3. THIS CONN. TO MATE TO FASCO P/N 1745-1225 OR EQUIVALENT.
 4. THIS PART NOT CONTROLLED FOR AUTOMATIC FEEDING.
 5. (2.3 X 0.1) RAISED DELPHI CORPORATE BRAND TO BE LOCATED ON ANY EXTERIOR SURFACE, PREFERABLY VISIBLE AT FINAL ASSEMBLY. OPTIONAL CONSTRUCTION TO BE "PED" OR NO LOGO
 6. MATERIAL RECYCLING CODE >SEE CHART< PER SAE J1344. (2.3 X 0.1) RAISED CHARACTERS AS SHOWN TO BE LOCATED ON ANY EXTERIOR SURFACE. OPTIONAL CONSTRUCTION TO BE NO MATERIAL RECYCLING CODE.



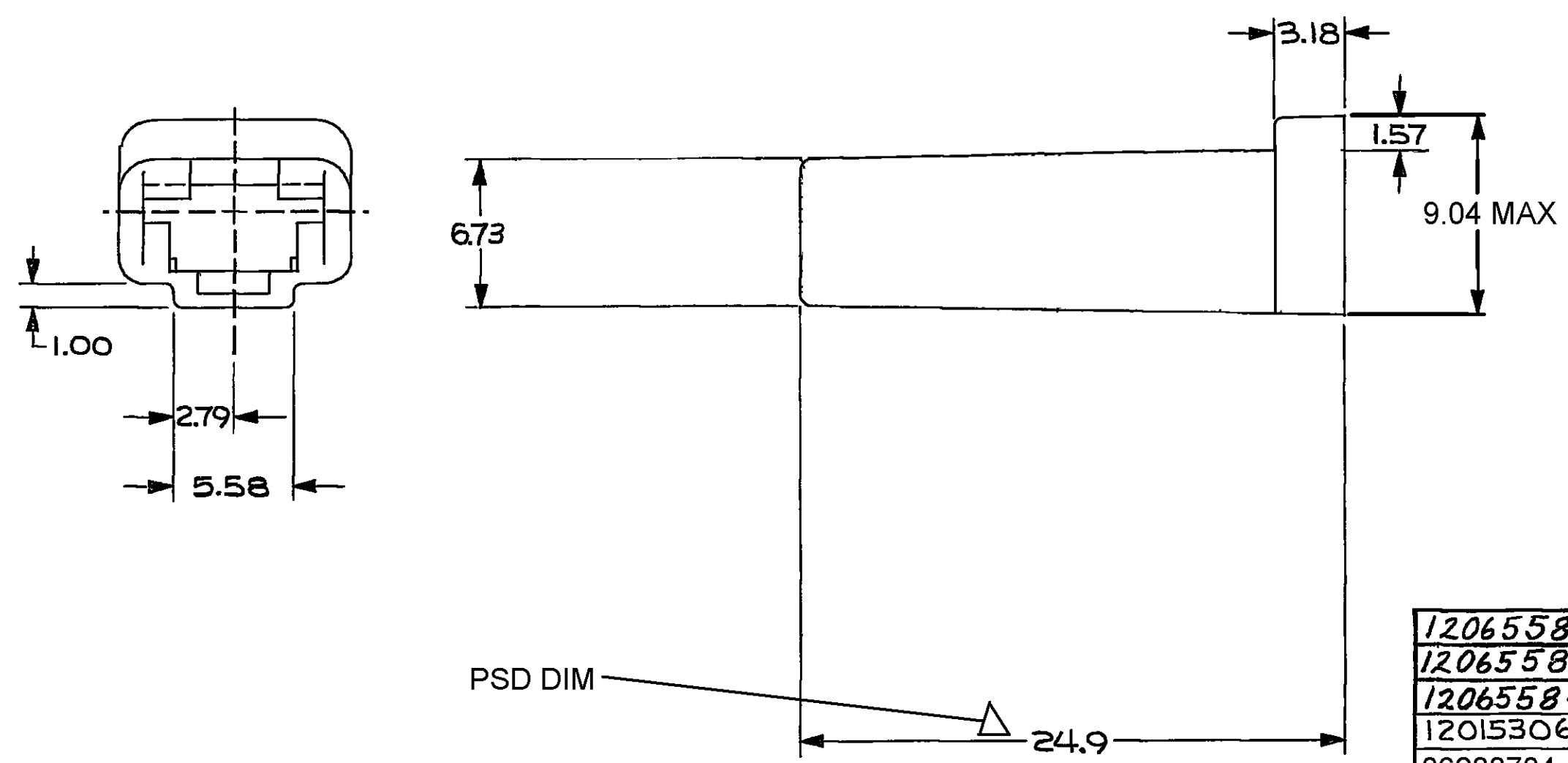
DATE	SYM.	REVISION RECORD	AUTH	DR.	CK.
06DE79	—	6288704 WAS ON SEPARATE DWG, & DIMS REVISED TO METRIC			
		12015306 WAS ON SEPARATE DWG.—REV. LEVEL ADVANCED TO "H"	71365	HH	PS
12JN86	—	12065584, 5585, & 5586 ADDED & RELEASED TO REV. "H"	860005	PS	DXA
23JL86	—	12065584-ADDED NOTE #7- NO REV. UPDATE REQ'D	107891	PS	JM
13AP87	—	12065584 - REMOVED NOTE #7	113106	JK	JM
11AP89	—	R-65720 WAS M-2235-003 - NO REV. UPDATE REQ'D	125899	PS	PS
11JN90	—	12065584, 5585, 5586 & 12015306 REVISED MATERIAL			
		NO REV UPDATE REQ'D.	135426	CDH	CDH
		6288704- MAT'L WAS M-2019-004			
09JL90	—	NO REV UPDATE REQ'D	136003	CDH	CDH
06SE02	01	TAXI DWG CREATED FROM SEPARATE DWGS; ALL PARTS - ADDED NOTES (2 PLCS) & REVISED MAT'L SPEC	230212	EGR	EGR
10JA03	02	06288704 - MAT'L SPEC WAS M3596001			
		PA6 NAT	235191	AA	AA
17AP06	—	06288704 - MAT'L SPEC WAS M3592002	279333	GPS	FRG

PART NO.
12015393

PACKARD ELECTRIC DIVISION
GENERAL MOTORS CORPORATION
WARREN, OHIO

METRIC
DIMENSIONS ARE IN MILLIMETRES
UNLESS OTHERWISE SPECIFIED

O.D. (SIZE)
A



12065586	H1	-	M3592015 - PA66 HS IM GRN LT
12065585	H1	-	M3592008 - PA66 HS IM BLU
12065584	H1	-	M3592004 - PA66 HS IM RED
12015306	H1	-	M3592025 - PA66 HS IM GRA MD
06288704	10	-	M3592024 PA66 HS IM CRM
PART NO.	REV	N/P	MATERIAL SPEC. & COLOR

P. N. C. CODE C06D1867			
CODE NO. 6900	TOLERANCE UNLESS OTHERWISE SPECIFIED DECIMAL ONE PLACE ± 0.3 TWO PLACE ± 0.15		
QC-C-4055	ANGULAR ± 2°		
DWG. DATE 06DE79	SCALE 4:1	DR H. Hora	DATE 06DE79
EST. NO.	CK EES cidel	DATE 130579	
REFERENCE NO.	APPR Moor	DATE 02 JA 80	
MATERIAL SPEC.	SEE CHART		
NAME	TAXI CONN 56		
PART NO. 12015393	SIZE C		