SYMBOL DEFINITION			MISSING SYMBOLS
A DIMENSION WITHOUT AN INSPECTION REPORT SYMBOL ( ) DOES NOT REQUIRE INSPECTION. IT MAY BE CONTROLLED ON THE INDIVIDUAL COMPONENT DRAWING.	TOTAL NO OF INSPECTIONS REQUIRED	26	16
	LAST NO. USED	24	

DWG STATUS DATE	STG	REV	N/P	CHG	ZONE	REVISION HISTORY	AUTH	DR	APVD 1	APVD 2
30JL04	R	07	-	-		CLEARED REV COLUMN; 15496009 - RELEASED	257465	ADK	ADK	SAN
02FE05	R	08	-	-		ALL ACTIVE PARTS - ADDED WING TYPE 102 & 103,"PXX","CABLE I.D." & "LAST 3 DIGIT" NOTES, REMOVED "STAMPED" & "ASM DIM PT" NOTES AND UPDATED MAT'L SPEC	264062	END	END	MEF
26OC05	R	09	-	-		02977080 - OBSOLETE	273397	JPH	FRG	PGD

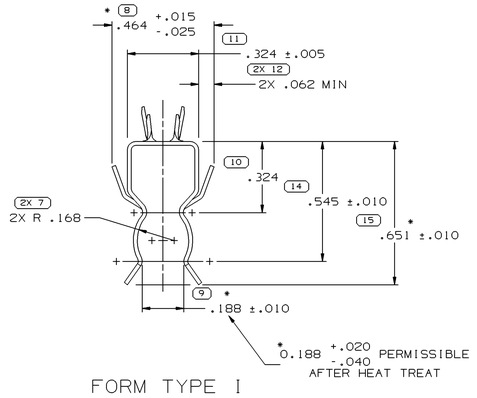

FORM TYPE I

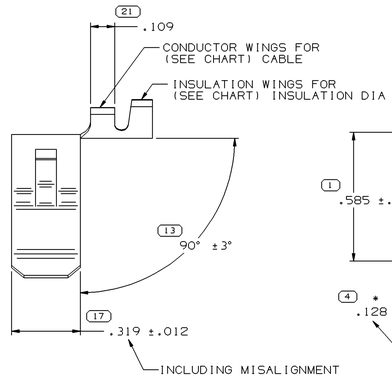

WING TYPE 101

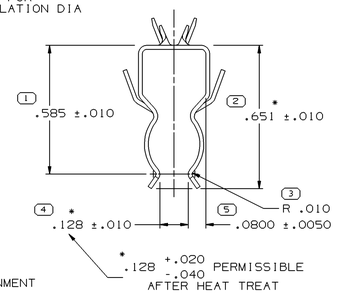

FORM TYPE II
SAME AS FORM TYPE I
EXCEPT AS SHOWN

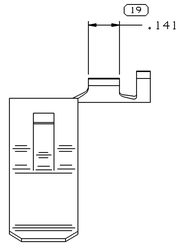

WING TYPE 102
SAME AS TYPE 101
EXCEPT AS SHOWN

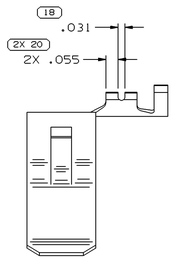

WING TYPE 103
SAME AS TYPE 101
EXCEPT AS SHOWN

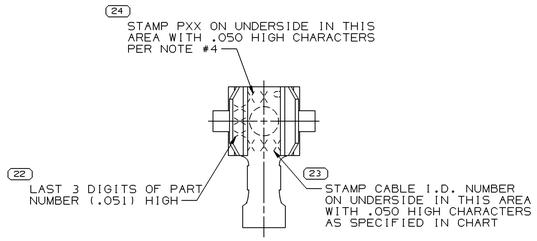

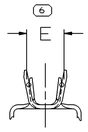

WING CONSTRUCTION I

NOTES:

1. "*" DENOTES INSPECTION CHECK BEFORE AND AFTER HEAT TREAT
2. PROCESS OPERATIONS TO BE PREFORMED IN SEQUENCE SHOWN IN CHART
3. UNLESS OTHERWISE SPECIFIED AND/OR INDICATED:

   DIMENSIONS ARE TO FACE OF VIEW SHOWN AND AUTOMATICALLY ROUNDED BY COMPUTER FOR INSPECTION. (SEE MATH MODEL FOR PRECISE DIMENSION) FOR ALL OTHER DIMENSIONS NOT SHOWN BUT REQUIRED FOR TOOL BUILD, SEE MATH MODEL FOR PRECISE TOOL PATH DATA.

4. "PXX" INDICATES "P" PLUS LAST TWO DIGITS OF MAKE DIE SERIES NUMBER (P01,P02,P03,ETC).

PROCESS NOTES

1. HEAT TREAT PER POS-1215E TO ROCKWELL "45N" 45-50
2. ZINC PLATE PER POS-1065-15 (GM-4345-M CODE 3U24/O)
3. BAKE PER POS-1253 (RELIEVE HYDROGEN EMBRITTLEMENT IF PRESENT) 4 HOURS AT 375° F TO 450° F.
4. NICKEL PLATE PER POS-1071-10
5. TIN PLATE PER POS-1071-15
6. PLATE PER DX551245-P ZINC WITH CLEAR TRIVALENT CHROME & TOPCOAT.

PART NO	REV	STATUS	MAT'L SIZE	MAT'L SPEC	PROCESS NOTES	CODE	PART NO	REV	STATUS	PROCESS NOTES	CODE	GAGE	DIA	I.D.	WING TYPE	FORM TYPE	WING CONST	HOLE	ADD	DEDUCT	E ±.015
		UNPLATED							PLATED				CABLE								
08900669	N1		.0179 X 1.281	M0850525	1	6900	15496009	O1	AA	6,3	6901	14-16	.120-.101	15	101	I	I	—	—	.26	.150
			.0179 X 1.281	M0850525	1	6900	12089846	B1		4,5	6900	18-20	.095-.081	19	103	II	I	—	—	.26	.125
			.0179 X 1.281	M0850525	1	6900	12089845	C1		4,5	6900	18-20	.095-.081	19	103	I	I	X	—	.26	.125
			.0179 X 1.281	M0850525	1	6900	12089844	C1		4,5	6900	18-20	.095-.081	19	103	I	I	—	—	.26	.125
			.0179 X 1.281	M0850525	1		12084552	A	OBSOLETE	2,3	6900	18-20	.095-.081	19	102	I	I	—	—	.26	.125
			.0179 X 1.281	M0850525	1		12084551	A	OBSOLETE	2,3	6900	18-20	.095-.081	19	102	I	I	X	—	.26	.125
			.0179 X 1.281	M0850525	1		12084544	A	OBSOLETE	2,3	6900	18-20	.095-.081	19	102	II	I	—	—	.26	.125
12077392	A	OBSOLETE	.0179 X 1.281	PM000850-525	1	6900	12034059	A	OBSOLETE	2,3	6901	18-20	.095-.081	19	101	II	I	—	—	.26	.140
					1		08917998	A	OBSOLETE	2,3	6901	18 S	.123-.081	18	101	I	I	—	—	.26	.130
08900671	R	OBSOLETE	.0179 X 1.281	PM000850-525	1	6900	02984755	R	OBSOLETE	2,3	6901	18 SPECIAL	—	18	101	I	I	—	—	.26	.140
08900670	N	OBSOLETE	.0179 X 1.281	PM000850-525	1	6900	02977087	N	OBSOLETE	2,3	6901	18-20	.095-.081	19	101	I	I	X	—	.26	.140
08900669	N1		.0179 X 1.281	M0850525	1	6900	02977080	P2	OBSOLETE	2,3	6901	14-16	.120-.101	15	101	I	I	—	—	.26	.150
08900668	N	OBSOLETE	.0179 X 1.281	PM000850-525	1	6900	02973324	N	OBSOLETE	2,3	6901	18-20	.095-.081	19	101	I	I	—	—	.26	.140

DIMENSIONAL RANGE (IN) FROM TO	CHART J
0 TO .500	>.500
TOLERANCE UNLESS OTHERWISE SPECIFIED ±.005	±.010
ANGULAR TOLERANCE ±2°	

(N/A) PROCESS SENSITIVE DIMENSION

DIMENSIONS ENCLOSED IN ( ) INDICATE REFERENCE DIMENSIONS AND NO TOLERANCE LIMITS ARE ESTABLISHED

DWG TYPE: PART DRAWING

STYLE

VOLUME (CM³)

DISTR CODE: D

UNLESS OTHERWISE SPECIFIED

THIS DOCUMENT IS IN ACCORDANCE WITH ASME Y14.5M-1994 AS AMENDED BY THE GM GLOBAL DIMENSIONING AND TOLERANCING ADDENDUM - 1997. ALL GEOMETRIC TOLERANCES AND RELATED DATUMS APPLY RFS. RULE #1(PERFECT FORM AT MMC) DOES NOT APPLY. WHEN RELATIONSHIP BETWEEN FEATURES IS ESTABLISHED BY ORIENTATION OR LOCATION TOLERANCES, SEPARATE POSITION CALLOUTS MAY BE OMIT SEPARATELY, REGARDLESS OF DATUM REFERENCE.

ALL DIMENSIONS ARE IN INCHES

REFERENCE

THIRD ANGLE PROJECTION

DO NOT SCALE

USE MATH DATA

UNIGRAPHICS

DELPHI

DELPHI PACKARD ELECTRIC SYSTEMS
WARREN, OH

		DATE
DR		
APVD1	LYLE TURKSON	14MR88
APVD2	D. STEELE	25MR88
APVD3	J. REIDER	12AP88
APVD4		
APVD5		

SUBSTANCES OF CONCERN AND RECYCLED CONTENT PER DELPHI 10949001

MATERIAL
SEE CHART

DRAWING NAME
TAXI TERM F LP SOC DOME CLIP NONE

DRAWING NUMBER
02977248

SIZE	SCALE	FRAME NO	SHEET NO	STG	REV	N/P
A0	4:1	1 OF 1	1 OF 3	R	09	-