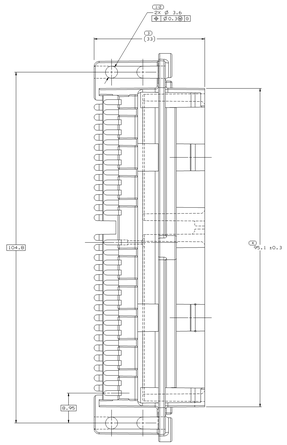

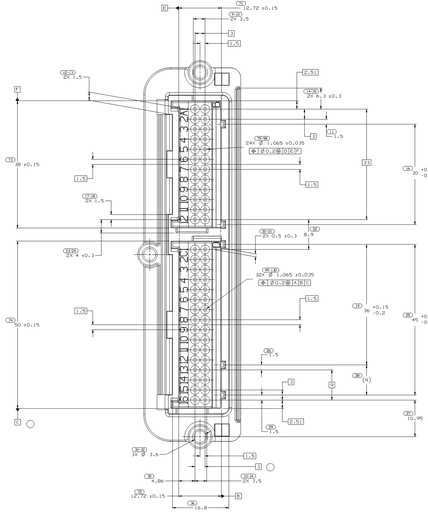

TYPE 101

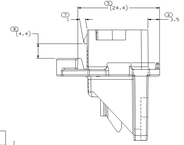

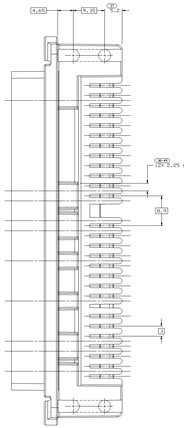

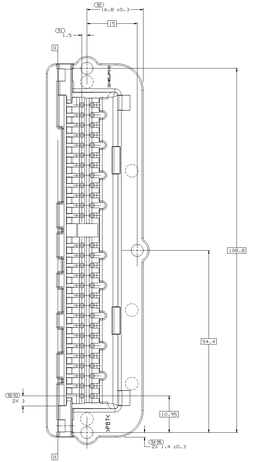

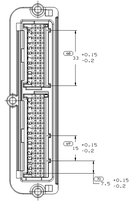

TYPE 104
SAME AS TYPE 101
EXCEPT AS SHOWN
SCALE 2:1

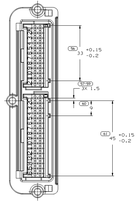

TYPE 102
SAME AS TYPE 101
EXCEPT AS SHOWN
SCALE 2:1

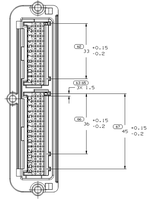

TYPE 103
SAME AS TYPE 101
EXCEPT AS SHOWN
SCALE 2:1

NOTES

1. UNLESS OTHERWISE SPECIFIED AND/OR INDICATED:
   DIMENSIONS ARE TO FACE OF VIEW SHOWN AND
   AUTOMATICALLY ROUNDED BY COMPUTER FOR INSPECTION
   OF 3D MODEL. DIMENSIONS ARE NOMINAL AND FOR
   OTHER DIMENSIONS NOT SHOWN BUT REQUIRED FOR TOOL
   BUILD, SEE MATH MODEL FOR PRECISE TOOL PATH DATA.
2. MATERIAL: RECYCLING CODE (SEE CHART), PER SAE J1344. (2)(X)(Y,I) RAISED
   PLASTIC MARKING MUST BE PRESENT ON ANY EXTERIOR SURFACE.
   OPTIONAL CONSTRUCTION: TO BE NO MATERIAL RECYCLING CODE.
3. MATING COMPONENTS OR EQUIVALENT:
   CAVITIES TO ACCEPT 12065444 AND 12065445 TERMINALS
   (VIA GPA LOOTOOL).
4. (2)(X)(Y,I) RAISED PLAN CORPORATE BRAND TO BE LOCATED ON ANY
   EXTERIOR SURFACE, INTERNALLY VISIBLE AT FINAL ASSEMBLY.
   OPTIONAL CONSTRUCTION TO BE "MED" OR NO LOGO.
5. FOR POLYESTER IN-PROCESS MOISTURE AND PART DEGRADATION
   LIMITS, SEE ESD-1500 CLASS II.

PART NO	REV	N/P	STATUS	TYPE	MATERIAL SPECIFICATION AND COLOR	VOLUME	MATING 30°	MATING 24°	ASSEMBLY NO
12120794	B4			G4	MAGNESIUM PBT GF30 BBK	33.963	12120379	12120758	12120397
12120795	B4			G4	MAGNESIUM PBT GF30 BBK	33.963	12120379	12120758	12120397
12120796	B4			G4	MAGNESIUM PBT GF30 BBK	33.963	12120379	12120758	12120397
12120797	B4			G4	MAGNESIUM PBT GF30 BBK	33.963	12120379	12120758	12120397
12120798	B4			G4	MAGNESIUM PBT GF30 BLU	33.963	12120379	12120758	12120397
12120799	B4			G4	MAGNESIUM PBT GF30 BLU	33.963	12120379	12120758	12120397

SYMBOL DEFINITION		WISSING NUMBERS	
A DIMENSION WITHOUT AN INSPECTION REPORT SYMBOL DOES NOT CONTROL THE PART. IT MAY BE CONTROLLED ON AN INDIVIDUAL COMPONENT DRAWING.	TOTAL NO. OF SYMBOLS DRAWING	49	
	LAST USED SYMBOL	30	

REVISION HISTORY										
DATE	DR	CHECK	ENG	MFG	QA	PD CREATED	NCR	DR	ECO
11APR12	B	13				ALL PARTS ADDED SIMS (J1/PLTD), INTRMT SIM (J2/PLTD) AND SIM (J3/PLTD) & REVISED MATL SPEC	274610	DM	274610
04NOV13	B	13				ALL PARTS ADDED REF DIM AND REVISED DRAW 13	274721	MB	DM	AF

DRAWN BY	PART DRAWING
SCALE	SEE CHART
SIZE	D
DRAW UNF	SEE CHART
DIM TOL	

UNLESS OTHERWISE SPECIFIED
TOLERANCES ARE ±0.25 FOR DIMENSIONS UP TO 100 AND ±0.50 FOR DIMENSIONS OVER 100
ALL DIMENSIONS ARE IN MILLIMETERS
ALL DIMENSIONS ARE AFTER PLATING
ALL DIMENSIONS ARE AFTER ASSEMBLY
ALL DIMENSIONS ARE AT 20 DEGREES C
DIMENSIONS ARE AT 0.5 MM BELOW SURFACE

REFERENCE

DELPHI PACKARD ELECTRIC SYSTEMS
WARREN, OH

	DATE
DRAWN	12APR05
CHECKED	12APR05
APPR'D	12APR05
MFG	
QA	
PD	

DRAWING IS CONFIDENTIAL AND PROPRIETARY TO DELPHI PACKARD ELECTRIC SYSTEMS

DRAWING TITLE
TX42 CONN W MIC-P 100 HEADER

DRAWING NUMBER
12110242

SIZE D | SCALE 2:1 | SHEET 1 OF 1 | REV B | DRAWING NO 12110242

DELPHI PACKARD ELECTRIC SYSTEMS
WARREN, OH
PROPRIETARY AND CONFIDENTIAL
THIS DRAWING IS THE PROPERTY OF DELPHI PACKARD ELECTRIC SYSTEMS. IT IS LOANED UPON THE EXPRESS CONDITION THAT IT SHALL NOT BE REPRODUCED, COPIED, LENT OR DISPLAYED NOR SHALL THE INFORMATION THEREON BE DISCLOSED EXCEPT AS SPECIFICALLY AUTHORIZED IN WRITING BY DELPHI PACKARD ELECTRIC SYSTEMS.

DELPHI

12110242

12110242

12110242