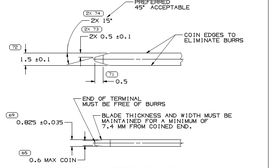

MATERIAL SPECIFICATIONS

RECOMMENDED

BASE METAL - CDA-210, GILDING, EXTRA SPRING TEMPER

PLATING - 0.0050±0.0025 MM THICK TIN

MINIMUMS

ELECTRICAL CONDUCTIVITY = 2 20% IACS AT 20°C. USE OF A MATERIAL WITH CONDUCTIVITY<20% IACS MUST BE APPROVED BY PACKARD ELECTRIC MATERIALS ENGINEERING.

TENSILE STRENGTH - 407 MPa

PLATING - FOR LOW ENERGY (<5V) AND NON-PASSENGER COMPARTMENT POWER CIRCUITS, 0.0005±0.0025 MM THICK TIN, FOR MATERIALS CONTAINING 10% OR MORE ZINC, AN UNDERPLATE OF COPPER 0.0050±0.0025 MM THICK IS REQUIRED.

MATING M/P 150 BLADE INFORMATION

SCALE 8:1

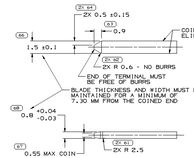

MATERIAL SPECIFICATIONS

RECOMMENDED

BASE METAL - CDA-210, ALLOY EXTRA SPRING TEMPER

PLATING - 0.0050 ±0.0025 MM THICK ELECTRO PLATED MATTE TIN, FOR MATERIALS CONTAINING 10% OR MORE ZINC, AN UNDERPLATE OF COPPER 0.0050 ±0.0025 MM THICK IS REQUIRED

MINIMUMS

ELECTRICAL CONDUCTIVITY = 2 28% IACS AT 20°C. USE OF A MATERIAL WITH CONDUCTIVITY<28% IACS MUST BE APPROVED BY DELPHI PACKARD ELECTRIC MATERIALS ENGINEERING.

TENSILE STRENGTH - 430-480 MPa

PLATING - FOR MATERIALS CONTAINING 10% OR MORE ZINC, AN UNDERPLATE OF COPPER 0.0025 MM MIN THICK IS REQUIRED.

PROCESSING LUBRICANT:
PROCESSING LUBRICANT REMAINING ON TERMINAL MUST NOT VARNISH OR DEGRADE THE ELECTRICAL PERFORMANCE OF THE TERMINAL UP TO A MAXIMUM TEMPERATURE OF 150° C. PROCESSING LUBRICANTS SHOULD BE APPROVED BY DELPHI PACKARD ELECTRIC SYSTEMS.

MATING GT 150 BLADE INFORMATION

SCALE 8:1

OPTIONAL CONSTRUCTION

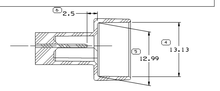

SECTION F-F

OPTIONAL CONSTRUCTION

THESE DIMENSIONS ARE FOR EXISTING MOLDS ONLY. FOR NEW OR ADDITIONAL MOLD CONSTRUCTION USE PREFERRED CONSTRUCTION DIMENSIONS.

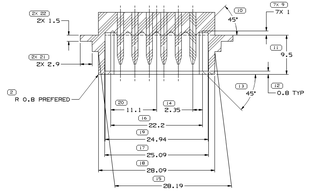

SECTION A-A

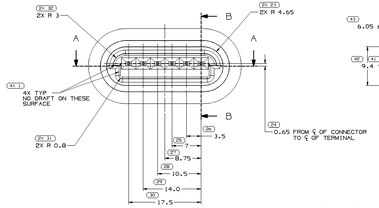

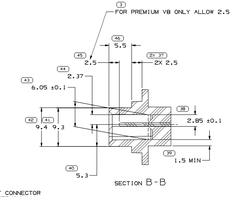

SECTION B-B

MATING MODULE INFORMATION

RECOMMENDED MATERIAL: GLASS REINFORCED NYLON OR POLYESTER

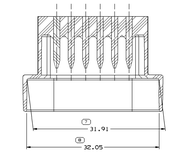

SECTION E-E

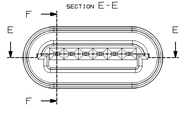

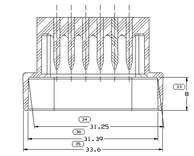

SECTION C-C

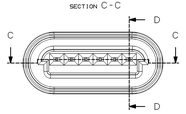

PREFERRED CONSTRUCTION

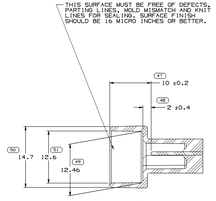

SECTION D-D

MATING CASSETTE PACK INFORMATION

(SAME AS MATING MODULE INFORMATION EXCEPT AS SHOWN)

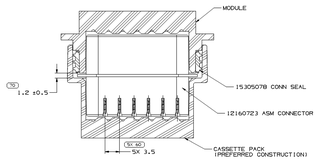

SECTION H-H

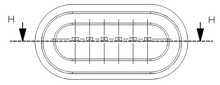

PREFERRED CONSTRUCTION

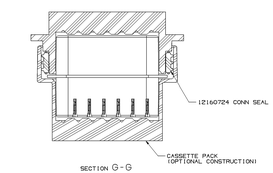

SECTION G-G

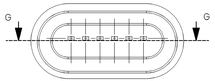

OPTIONAL CONSTRUCTION

SAME AS PREFERRED CONSTRUCTION EXCEPT AS SHOWN

NOTE:

MATE 12160723 ASM CONNECTOR TO MODULE BEFORE MATING TO CASSETTE PACK.

MATING ASSEMBLY INFORMATION

SYMBOL DEFINITION		MISSING SYMBOLS
A DIMENSION WITHOUT AN INSPECTION REPORT SYMBOL DOES NOT REQUIRE INSPECTION. IT MAY BE CONTROLLED ON THE INDIVIDUAL COMPONENT DRAWING.	TOTAL NO OF INSPECTIONS REQUIRED: 98	NO MISSING SYMBOL NUMBER
	LAST NO. USED: 74	

REVISION HISTORY									
DWG STATUS									
DATE	STS	REV	PLOT CHG	ZONE		AUTH	DR	DES	CHK
23JAN97	R	B5	-	-	REDRAWN & REVISED	17487D	TMW	DSD	TMW
13NOV97	R	B6	-	-	ADDED W/P 150 ON MATING BLADE INFORMATION & ADDED OPTIONAL DISTRUCTION OF MATING GT 150 BLADE INFORMATION	18022	DDS	JRS	DDS
01JUN97	R	B7	-	-	5.35 R#5 ℄ TO 7.4 R#5 ℄ F-F PLCE RMS ℄,SP R, 2 PLCS & REVISED NOTES	18126	ELD	WTP	ELD
09DEC98	R	B8	-	-	NOTE ADDED	19175	JAK	JAK	JAK
16APR99	R	B9	-	-	REMOVE NOTE #4	19639	PAC	JDG	PAC
25DEC08	R	B10	-	-	OBSOLETE	40610	TBF	DTW	TBF
08DEC08	R	B11	-	-	REINDEXTED	40699	WFB	DTW	TBF

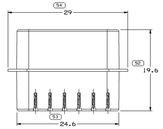

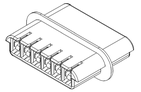

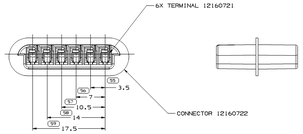

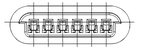

NOTES:

1. UNLESS OTHERWISE SPECIFIED AND/OR INDICATED:
   ALL DIMENSIONS ARE FOR PLATED PARTS AND AUTOMATically ROUNDED BY COMPUTER FOR INSPECTION. (SEE MATH MODEL FOR PRECISE DIMENSION)
   FOR ALL OTHER DIMENSIONS NOT SHOWN BUT REQUIRED FOR TOOL BUILD, SEE MATH MODEL FOR PRECISE TOOL PATH DATA.
   DRAFT IS 1° ON ALL OUTSIDE SURFACES
   CAVITIES ARE IDENTICAL.
2. BEFORE INSERTING TERMINALS INTO THE CONNECTOR USE GAGE #9-1-1-1-1-1 TO CHECK THE GAP BETWEEN THE TONGUE AND THE TOP OF THE BODY CHECK & TERMINALS FOR EVERY 1200 PCS.

DEVICE NUMBER	12160723
SIZE	A1x4
SHEET	4 of 1
PAGE	2 OF 2
ZONE	1F
REV	B11

METRIC	
STYLE	PART DRAWING
VOLUME 12.566	SCALE 1:1
UNLESS OTHERWISE SPECIFIED THIS DRAWING IS A MANDATORY BOM. USE ON ORDERS OR PURCHASE REQUISITIONS. DO NOT ALTER OR REPRODUCE WITHOUT WRITTEN PERMISSION FROM DELPHI PACKARD ELECTRIC SYSTEMS.	
ALL DIMENSIONS ARE IN MILLIMETERS	
REFERENCE	
THIRD ANGLE PROJECTION	DO NOT SCALE

CAGE CODE	PROCESS SENSITIVE DIMENSION	
	DIMENSION INCLUDES PLATING THICKNESS. REFERENCE DIMENSIONS ARE TO BE TREATED AS ASSIST DIMENSIONS.	
	DIMENSIONS ARE FOR PLATED PARTS	

| | | | | | | | | |