

TYPE C

Male connector – straight and angled – 32, 64 and 96 positions

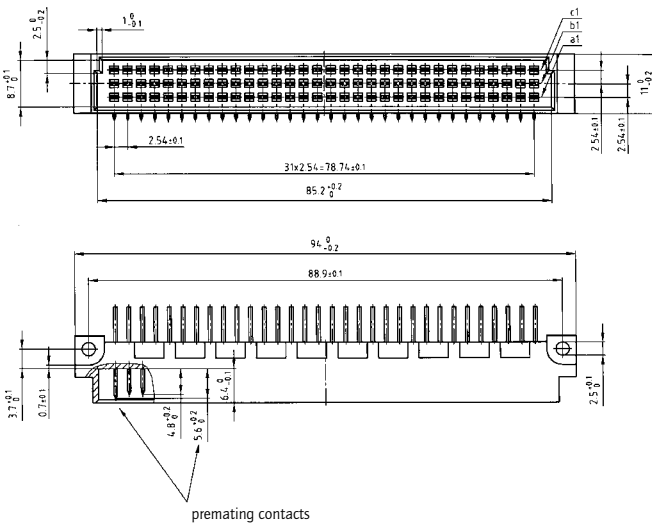


RoHS compliant

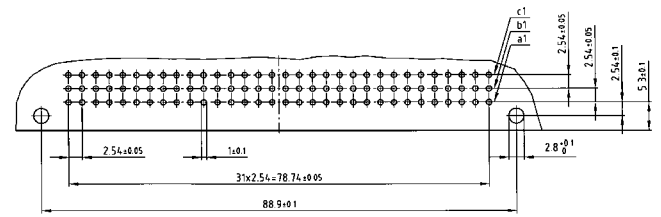
DESCRIPTION

- Solder pin
- Quality class 3 (also available in quality class 2 or 1)
- Premating contacts in row "a", "b" and "c" available
- Special assembly on request

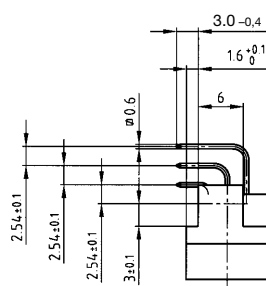
PRODUCT DRAWING



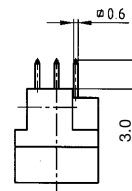
PCB-hole pattern



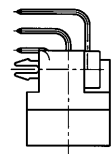
Solder pin angled



Solder pin straight



Solder pin angled with clip



ORDER DATA

(Dim. = mm)

| No. of Pos. | Row | • = contact, + = no contact | | | | | | Solder pin angled | Solder pin straight | Solder pin angled with clip |
|-------------|-----|-----------------------------|---|---|---|---|---|-------------------|---------------------|-----------------------------|
| | | Pos. | 1 | 2 | 3 | 4 | 5 | | | |
| 32 | c | | + | + | + | + | + | 121 A 10109 X | 121 A 10159 X | 121 A 20879 X |
| | b | | + | + | + | + | + | | | |
| | a | | • | • | • | • | • | | | |
| 32 | c | | + | • | + | + | + | 121 A 10119 X | 121 A 10169 X | 121 A 20889 X |
| | b | | + | + | + | + | + | | | |
| | a | | + | • | + | • | • | | | |
| 64 | c | | • | • | • | • | • | 121 A 10139 X | 121 A 10189 X | 121 A 20909 X |
| | b | | + | + | + | + | + | | | |
| | a | | • | • | • | • | • | | | |
| 96 | c | | • | • | • | • | • | 121 A 10149 X | 121 A 10199 X | 121 A 20919 X |
| | b | | • | • | • | • | • | | | |
| | a | | • | • | • | • | • | | | |

Clip for hole diameter 2.8 + 0.1 mm, PCB thickness = 1.6 mm