


TYPE B

Female connector – straight and angled – 32 and 64 positions



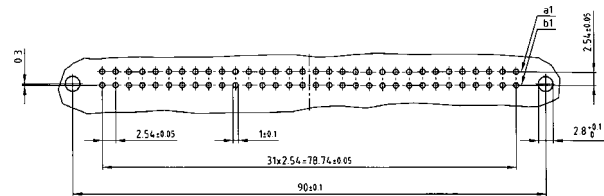
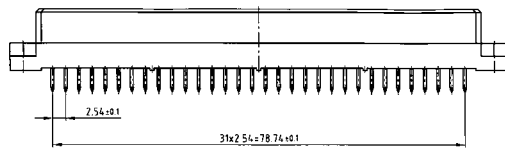
RoHS compliant

DESCRIPTION

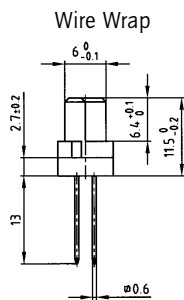
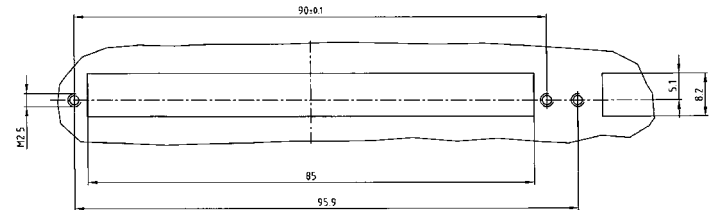
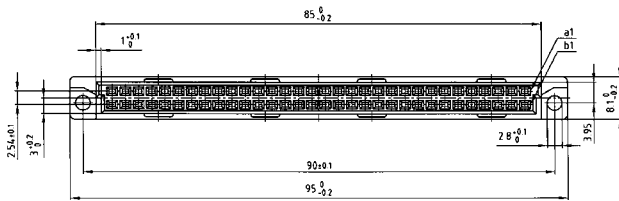
- Solder pin, solder lug and wire wrap
- Quality class 3 (also available in quality class 2 or 1)
- Special assembly on request

PRODUCT DRAWING

PCB-hole pattern

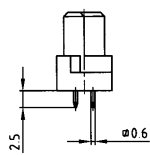


Panel cutout

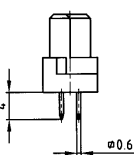


Wire Wrap

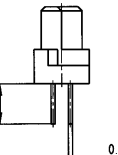
Solder pin straight 2.5 mm



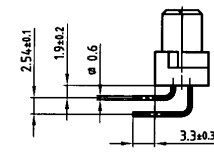
Solder pin straight 4 mm



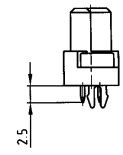
Solder lug



Solder pin angled



Solder pin straight 2.5 mm with clip



ORDER DATA

(Dim. = mm)

No. of Pos.	Row	• = contact, + = no contact					Wire Wrap	Solder pin straight 2.5 mm	Solder pin straight 4 mm	Solder lug	Solder pin angled	Solder pin straight 2.5 mm with clip
		Pos.	1	2	3	4						
32	a	•	•	•	•	•	122 A 10019 X	122 A 10049 X	122 A 10079 X	122 A 10109 X	122 A 10139 X	122 A 13189 X
	b	+	+	+	+	+						
32	a	+	•	+	•	+	•	122 A 10029 X	122 A 10059 X	122 A 10089 X	122 A 10119 X	122 A 13199 X
	b	+	•	+	•	+	•					
64	a	•	•	•	•	•	•	122 A 10039 X	122 A 10069 X	122 A 10099 X	122 A 10129 X	122 A 13209 X
	b	•	•	•	•	•	•					

Clip for hole diameter 2.8 + 0.1 mm, PCB thickness = 1.6 mm