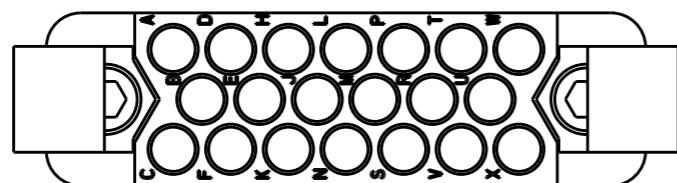
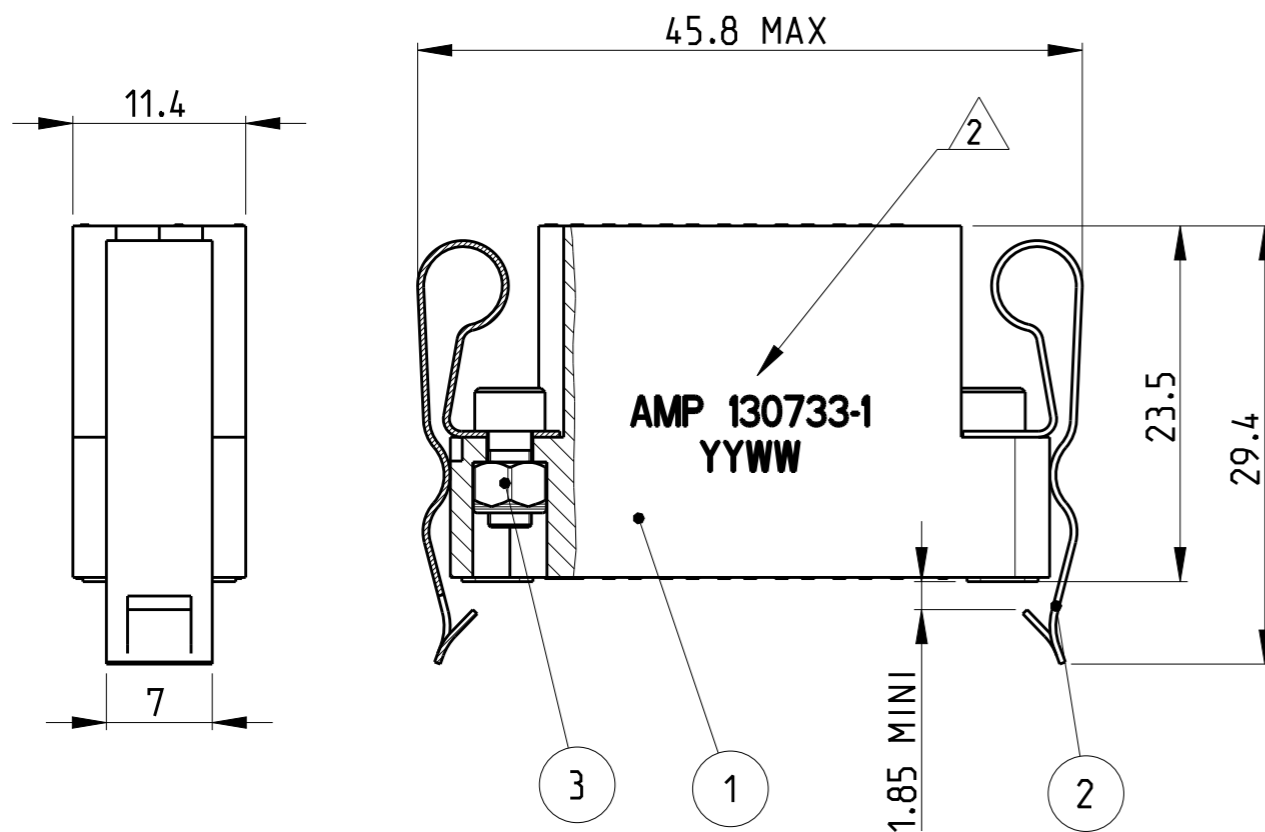



THIS DRAWING IS UNPUBLISHED. RELEASED FOR PUBLICATION 20
 © COPYRIGHT 20 BY - ALL RIGHTS RESERVED.

LOC	DIST	REVISIONS					
F	00	P	LTR	DESCRIPTION	DATE	DWN	APVD
			K	REDRAWN ON CAD WITHOUT PRODUCT CHANGE	11OCT2012	TC	YP
			L	ADDED NOTE 4	22MAR2019	LN	YP



- USE ONLY AS SPARE PARTS.
- MARKING AMP, PART NUMBER 130733-1 (CONNECTOR WITHOUT CONTACTS) AND DATE CODE.
- PART NUMBERS 130733-2, 130733-3 & 130733-4 ARE MENTIONED ON EXTERNAL PACKAGING.
- MATES TO 130732-1

20	-	-	-	201580-1	IN A SEPARATE BAG	SOCKET CONTACT #16 (AWG 20-24)	-
-	20	-	-	200333-1	IN A SEPARATE BAG	SOCKET CONTACT #16 (AWG 18-16)	-
-	-	20	-	130743-1	IN A SEPARATE BAG	SOCKET CONTACT #16 (AWG 22-18)	-
1	1	1	-	130733-1	WITHOUT CONTACT	GROUNDING CONNECTOR	-
-	-	-	2	-	CONNECTOR SUPPLIED ASSEMBLED	FASTENER	3
-	-	-	2	-		SPRING	2
-	-	-	1	-		HOUSING 20 POS.	1
130733-4	130733-3	130733-2	130733-1	PART NUMBER	OBSERVATION	DESCRIPTION	ITEM

THIS DRAWING IS A CONTROLLED DOCUMENT.

DWN T. CORRIOU	05SEP2012		NAME CONNECTOR, GROUNDING, 20 POS.		
CHK J. THUEZ	05SEP2012				
APVD Y. PETRONIN	05SEP2012				
PRODUCT SPEC		SIZE	CAGE CODE	DRAWING NO	RESTRICTED TO
APPLICATION SPEC		A3	00779	C-130733	-
WEIGHT		SCALE		SHEET	REV
Customer Drawing		2:1		1 OF 1	L

DIMENSIONS:		TOLERANCES UNLESS OTHERWISE SPECIFIED:	
mm			
0 PLC	±0.3	1 PLC	±0.3
2 PLC	±0.3	3 PLC	±0.3
4 PLC	±0.3	ANGLES	±5°
MATERIAL	-	FINISH	-