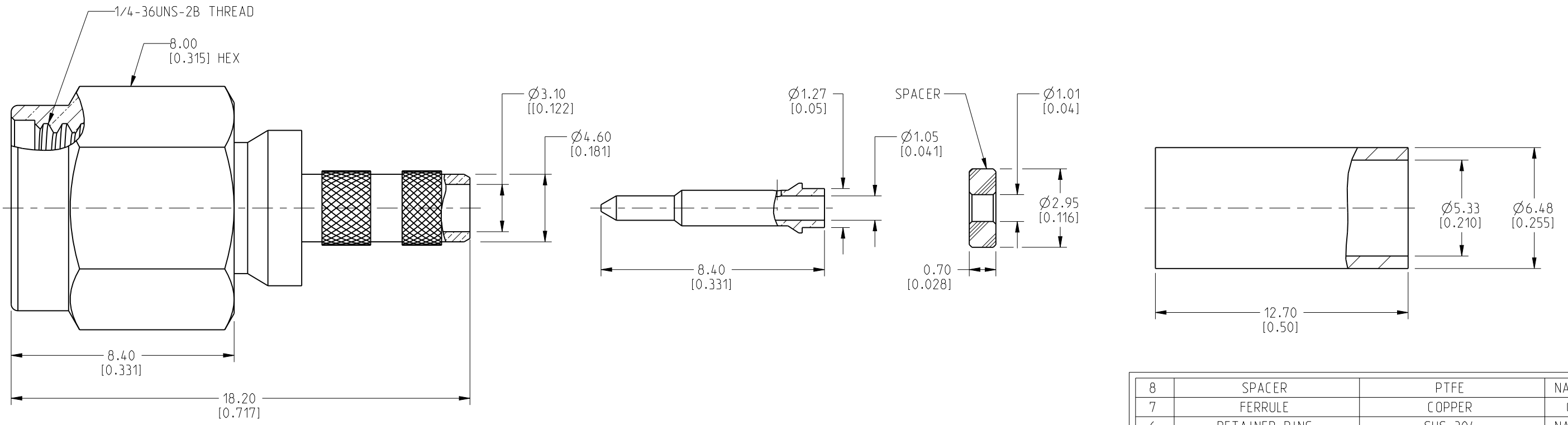
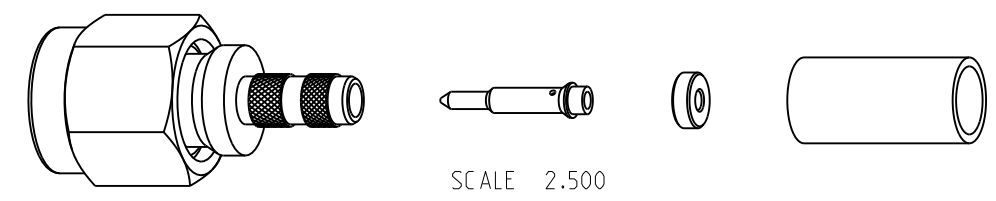
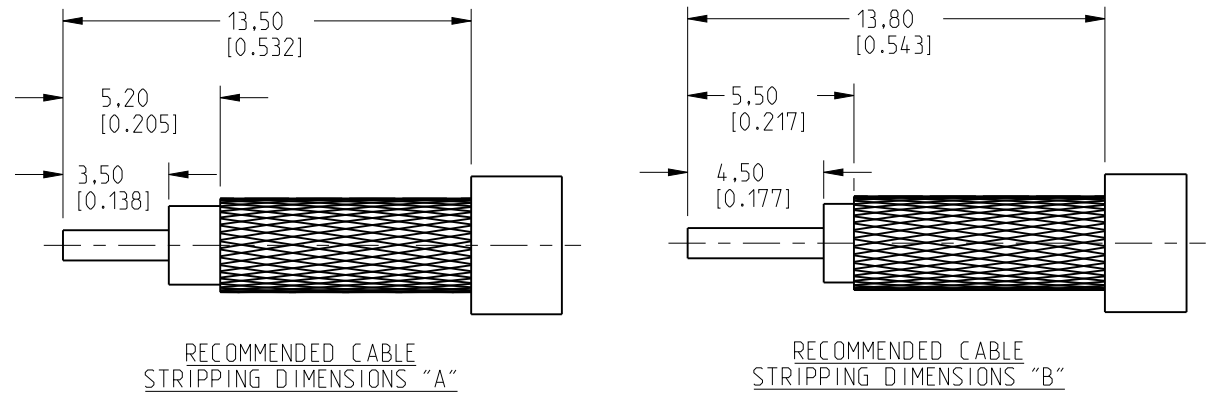


NOTES:

1. IMPEDANCE: 50 OHM
2. FREQUENCY RANGE: DC-12.4 GHZ
3. ELECTRICAL PERFORMANCE MAY VARY DEPENDING ON THE TYPE OF CABLE BEING USED
4. DIELECTRIC WITHSTANDING VOLTAGE: 1000 VRMS. MIN.
5. DURABILITY: 500 CYCLES MIN.
6. TEMPERATURE RANGE: -65°C TO +165°C
7. CRIMPED FERRULE HEX CRIMP SIZE 0.213".
8. CONTACT PIN TO SOLDER.
9. WHEN USING WITH RG-58 CABLE, DISCARD THE PTFE SPACER AND USE STRIPPING DIMENSIONS "A".
10. WHEN USING WITH LMR-195 CABLE, ADD THE PTFE SPACER AND USE STRIPPING DIMENSIONS "B".

132113	REVISIONS				
DRAWING NO.	REV	DESCRIPTION	DATE	ECO	APPR
THIRD ANGLE PROJ.	A	RELEASE TO MFG.	05-Aug-11	--	HR
	B	ECR 2209	10-Aug-11	2209	HR
	C	ADD SPACER, ADDITIONAL STRIPPING DIMENSIONS AND NOTES	03-Jan-13	2425	AAP



8	SPACER	PTFE	NATURAL
7	FERRULE	COPPER	GOLD
6	RETAINER RING	SUS 304	NATURAL
5	GASKET	SILICONE RUBBER	RED
4	SHELL	BRASS	GOLD
3	CONTACT PIN	BRASS	GOLD
2	INSULATOR	PTFE	NATURAL
1	BODY	BRASS	GOLD
S.NO	DESCRIPTION	MATERIAL	FINISH

UNLESS OTHERWISE SPECIFIED, DIMENSIONS ARE IN INCHES AND TOLERANCES ARE: 2 PLACE DECIMAL ±.015 (0,381 mm) 3 PLACE DECIMAL ±.005 (0,127 mm) ANGLES ± 1°	MATERIAL	DRAWN HARI R	DATE 03-Jan-13	TITLE SMA STRAIGHT PLUG FOR RG-58C/U, 58/U, LMR-195 CABLE	Amphenol Connex
	REFERENCE TASK # 717	ENGINEER HARI R	DATE 03-Jan-13		
NOTICE - These drawings, specifications, or other data (1) are, and remain the property of Amphenol Corp. (2) must be returned upon request; and (3) are confidential and not to be disclosed to any person other than those to whom they are given by Amphenol Corp. The furnishing of these drawings, specifications, or other data by Amphenol Corp., or to any other person to anyone for any purpose is not to be regarded by implication or otherwise in any manner licensing, granting rights or permitting such holder or any other person to manufacture, use or sell any product, process or design, patented or otherwise, that may in any way be related to or disclosed by said drawings, specifications, or other data.		APPROVED	DATE	DWG SIZE B	DRAWING NO. 132113