REV.	DATE	DESCRIPTION
NC	05/27/98	INITIAL RELEASE
A	05/01/04	UPDATE DRAWING FORMAT
B	02/05/08	ADD COUPLING NUT IN PART CALL OUT – ADD S/S MATERIAL

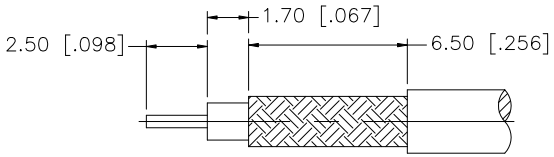

RECOMMENDED
CABLE STRIPPING DIM'S

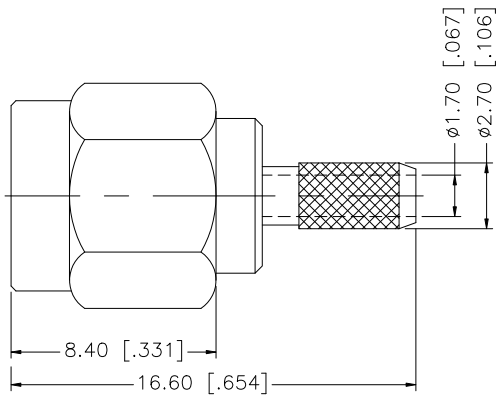

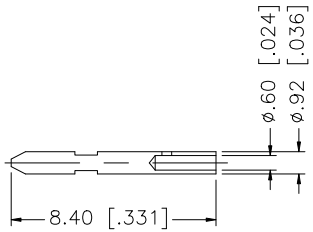

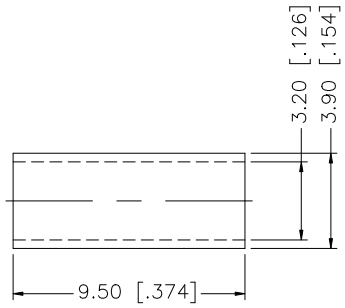

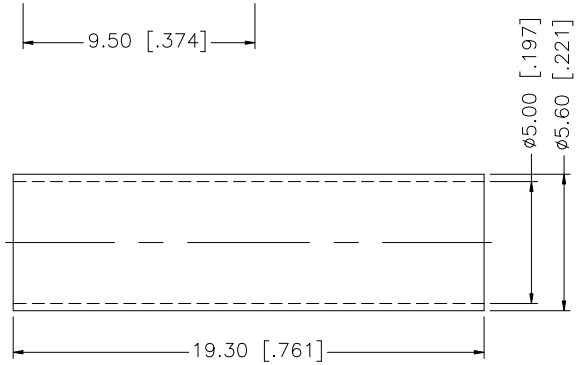

NOTE:

1. CRIMPED FERRULE HEX CRIMP SIZE .128"

	DESCRIPTION	MATERIAL	FINISH	QTY
8				
7				
6	HEAT SHRINK TUBING			1
5	FERRULE	BRASS	NICKEL	1
4	COUPLING NUT	S.S.	PASSIVATED S.S.	1
3	CONTACT PIN	BRASS	GOLD	1
2	INSULATOR	TEFLON	NATURAL	1
1	BODY	BRASS	NICKEL	1

UNLESS OTHERWISE SPECIFIED DIMENSIONS ARE IN MILLIMETERS. DIMENSIONS IN [ ] ARE IN INCHES AND FOR CUSTOMER REFERANCE ONLY.

UNLESS OTHERWISE SPECIFIED TOLERANCES FOR MILLIMETERS ARE:
0.5 – 8mm ± 0.20mm
8 – 30mm ± 0.40mm
30 – 120mm ± 0.50mm

UNLESS OTHERWISE SPECIFIED TOLERANCES FOR INCHES ARE:
.020 – .315 = ± 0.007"
.315 – 1.180 = ± 0.015"
1.180 – 4.724 = ± 0.020"

DO NOT SCALE DRAWING

APPROVALS		DATE
DRAWN	G.R.S.	02/05/08
CHECKED		
ISSUED		
SHEET	1 OF 1	

CAD FILE C:/132/132174.DWG

Amphenol Connex

PART DESCRIPTION
SMA CRIMP PLUG, S/S COUPLING NUT
(RG–174/U, 188A/U, 316/U)

PART NO. 132174

DWG. NO. 132174.DWG | REV. B | SIZE A | SCALE NA