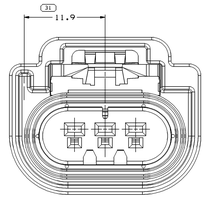

TYPE 110
SAME AS TYPE 101
EXCEPT AS SHOWN

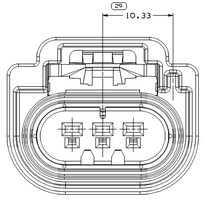

TYPE 107
SAME AS TYPE 102
EXCEPT AS SHOWN

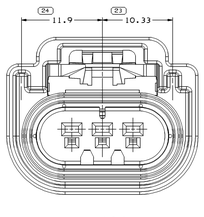

TYPE 104
SAME AS TYPE 102
EXCEPT AS SHOWN

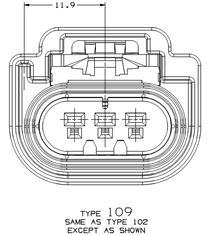

TYPE 109
SAME AS TYPE 102
EXCEPT AS SHOWN

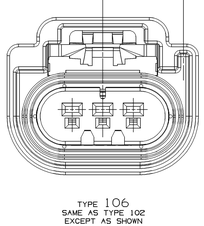

TYPE 106
SAME AS TYPE 102
EXCEPT AS SHOWN

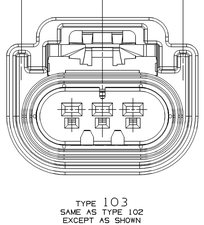

TYPE 103
SAME AS TYPE 102
EXCEPT AS SHOWN

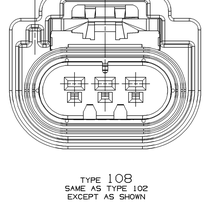

TYPE 108
SAME AS TYPE 102
EXCEPT AS SHOWN

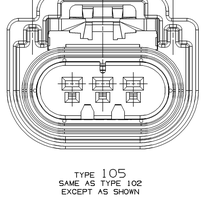

TYPE 105
SAME AS TYPE 102
EXCEPT AS SHOWN

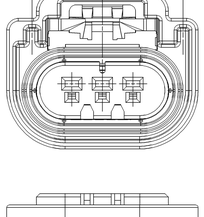

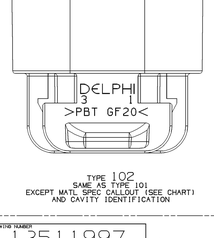

TYPE 102
SAME AS TYPE 101
EXCEPT MATL SPEC CALLOUT (SEE CHART)
AND CAVITY IDENTIFICATION

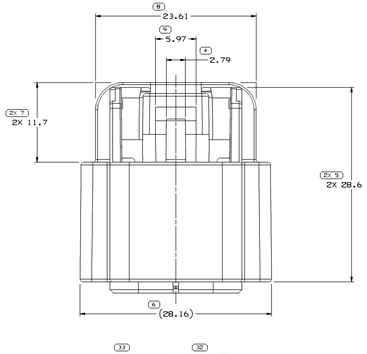

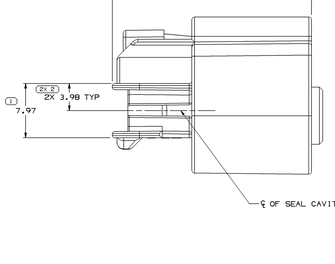

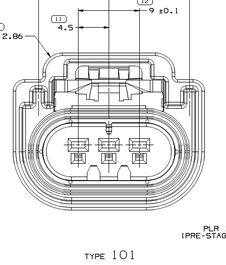

TYPE 101

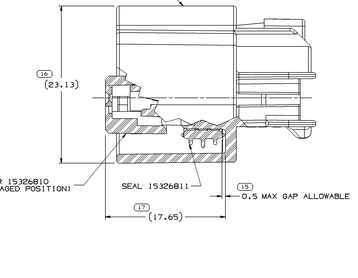

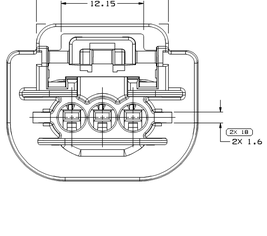

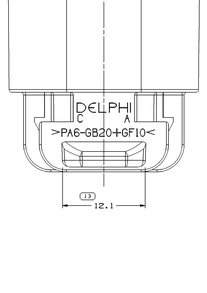



NOTES

1. UNLESS OTHERWISE SPECIFIED AND/OR INDICATED:

   DIMENSIONS ARE TO FACE OF VIEW SHOWN AND AUTOMATICALLY ROUNDED BY COMPUTER FOR INSPECTION (SEE MATH MODEL FOR PRECISE DIMENSIONS). FOR ALL OTHER DIMENSIONS NOT SHOWN BUT REQUIRED FOR TOOL BUILD, SEE MATH MODEL FOR PRECISE TOOL PATH DATA.

2. SEALING CODE TBD
3. THIS PART IS NOT CONTROLLED FOR AUTOMATIC FEEDING.
4. REFERENCE MATING COMPONENTS OR EQUIVALENT:
   TERMINAL 15326264
   CABLE SEAL 15326021
   CAVITY PLUG 15305171
   TPA 15418545
   CPA 15317832
5. THIS CONNECTOR MEETS OR EXCEEDS SAE/USCAR-2 AUGUST 1997, SECTION 5.3.1.2, TERMINAL DISENGAGE CRITERIA WITH THE APPLICATION OF A TERMINAL POSITION ASSURANCE (TPA) SECONDARY LOCK.

SYMBOL DEFINITION		MISSING SYMBOLS
A DIMENSION WITHOUT AN INSPECTION REPORT SYMBOL DOES NOT REQUIRE INSPECTION. IT MAY BE CONTROLLED ON THE INDIVIDUAL COMPONENT DRAWING.	TOTAL NO OF INSPECTIONS REQUIRED: 39	14
	LAST NO. USED: 35	

DWG STATUS DATE	STS	REV	N/P	CHG	ZONE	REVISION HISTORY	AUTH	DR	APVD 1	APVD 2
27SE04	R	01	-	-	-	CREATED PD	259302	MJM	MJM	MC
21OCD4	R	02	-	-	-	ALL PARTS - ADDED CONNECTOR COLUMN TO CHART; TERMINAL IN NOTE #4 WAS 15326268	260487	MAC	MAC	MC
26APO5	R	03	-	-	-	ALL PARTS - REMOVED "WAITING CONFIG." NOTE; REVISED "WAITING COMPONENT" NOTE	267623	ADK	KDR	MC
07MR06	R	04	-	-	-	ADDED DELPHI MATING CONFIGURATION ON COLUMN USCAR INDEX OF CHART	278108	ACG	TKV	MJC
21JN06	R	05	-	-	-	ADDED "SHT 1 OF 2"	281978	ACG	TKV	DSI
27OC06	R	06	-	-	-	ALL PARTS - "CONNECTOR/COLOR" COLUMN WAS "CONNECTOR" AND ADDED COLORS TO COLUMN 15395377 & 15422250 - ADDED "RESTRICTED" TO STATUS AND "REPLACED BY" PART NUMBER	285914	ST	SKO	MJC
23MR07	R	07	-	-	-	15422250, 13511996, 13511131 & 15395377 - UPDATED PDM ATTRIBUTES	400917	GLG	JVW	DSI
07JN07	R	08	-	-	-	13511996 - UPDATED PDM ATTRIBUTES	401618	JBD	AJD	CJH

PART NO	REV	N/P	STATUS	TYPE	USCAR INDEX TYPE & REFERENCE	CONNECTOR / COLOR	MATERIAL RECYCLING CODE	REPLACED BY
15355377	02	AJ	RESTRICTED	110	150-S-003-1-B02	15355376 / GRAY	PA6 GB20+GF10	13511995
13511995	01	AC	-	109	150-S-003-1-B02	13511994 / GRAY	PBT GF20	-
13511136	01	AC	-	108	150-S-003-1-D02	13511130 / GREEN	PBT GF20	-
13511135	01	AC	-	107	150-S-003-1-C02	13511129 / BROWN	PBT GF20	-
13511134	01	AC	-	106	150-S-003-1-A02	13511128 / BLACK	PBT GF20	-
13511133	01	AC	-	105	150-S-003-1-D01	13511127 / GREEN	PBT GF20	-
13511132	01	AC	-	104	150-S-003-1-C01	13511126 / BROWN	PBT GF20	-
13511131	01	AD	-	103	150-S-003-1-A01	13511125 / BLACK	PBT GF20	-
13511996	01	AF	-	102	150-S-003-1-B01 / 13549223	13509896 / GRAY	PBT GF20	-
15422250	01	AJ	RESTRICTED	101	150-S-003-1-B01	15419369 / GRAY	PA6 GB20+GF10	13511996

DRAWING NUMBER 13511997
SIZE A1x3 | SCALE 5:1 | TRIAL NO 2 OF 2 | SHEET NO 1 OF 2 | REV R | CHG 08 | SKP -

DELPHI
DELPHI PACKARD ELECTRICAL/ELECTRONIC ARCHITECTURE
WARREN, OH

		DATE
DR		
APVD1	M. MAYER	27SE04
APVD2	M. MAYER	27SE04
APVD3	MIN. GULP	27SE04
APVD4		
APVD5		

SUBSTANCES OF CONCERN: NO RECYCLED CONTENT PER DELPHI (2MR00)

SEE DRAWING

DRAWING NAME: TAXI ASM CONN F GT 150 SLD

DRAWING NUMBER: 13511997
SIZE A1x3 | SCALE 5:1 | TRIAL NO 1 OF 2 | SHEET NO 1 OF 2 | REV R | CHG 08 | SKP -

DWG TYPE: PART DRAWING
STYLE:
VOLUME CONT: | SIZE: D

UNLESS OTHERWISE SPECIFIED
THIS DOCUMENT IS TO BE INTERPRETED WITH ASME Y14.5M-1994 AS INTERPRETED BY DELPHI PACKARD ELECTRICAL/ELECTRONIC ARCHITECTURE (DPEA) STANDARD. THE DIMENSIONS AND TOLERANCES ARE VALID ONLY WHEN, PRIOR TO PRODUCT FORM, THE PART DESCRIBED HEREIN IS CLEAN, DRY, FREE OF LUBRICANTS OR OTHER FORCES OR INFLUENCES OF SIMILAR NATURE, UNPLATED, UNPAINTED, UNPLATED OR UNPAINTED AT LOCATION TOLERANCES ARE TO BE MET AT THE TIME OF INSPECTION. NO RIGHTS OR KNOWLEDGE OF OTHER PROPRIETARY INFORMATION IS GRANTED. ALL DIMENSIONS ARE IN MILLIMETERS

REFERENCE

1 PROCESS SENSITIVE DIMENSION
DIMENSIONS ENCLOSED IN () INDICATE REFERENCE DIMENSIONS, NO IN TOLERANCE LIMITS AS PER ASME Y14.5M

DECIMAL PLACES				ANGLE							
PLACE	1	2	3	4	1	2	3	4	5	6	7
TOL	±.1	±.05	±.025	±.010	±1°	±0°30'	±0°15'	±0°05'	±0°02'	±0°01'	±0°00'30"

TOLERANCE UNLESS OTHERWISE SPECIFIED
[10.15] [0.4] [0.01] [0.0] [0.0] [0.0] [±1] [±1.2]
DEPTH OF TOLERANCE ZN

THIRD ANGLE PROJECTION

DO NOT SCALE
SEE MATH DATA

DELPHI

DELPHI PACKARD ELECTRICAL/ELECTRONIC ARCHITECTURE
WARREN, OH

13211997