SYMBOL DEFINITION		
A DIMENSION WITHOUT AN INSPECTION REPORT SYMBOL DOES NOT REQUIRE INSPECTION. IT MAY BE CONTROLLED ON THE INDIVIDUAL COMPONENT DRAWING.	TOTAL NO OF INSPECTIONS REQUIRED	5
	LAST NO. USED	5

MISSING SYMBOLS

NO MISSING SYMBOL NUMBER

CHG STATUS DATE	STA	REV	N/P	CHG	ZONE	REVISION HISTORY	AUTH	DR	APVD 1	APVD 2
190004	R	01	-	-		TAXI CREATED	260145	MJM	MJM	LN
25JA05	R	02	-	-		13520101 & 13520104 - RELEASED AND REVISED NOTES	263740	GPS	JVM	LN
01MR05	R	03	-	-		13520348 - RELEASED! ALL PARTS - ADDED NOTE #4 & REVISED MATERIAL COMPLIANCE ON CHART. 13518144, 13520104, 13520348 - ADDED FRONT AND ISO VIEW & TYPE 102	265350	JTV	FKV	LN
18APO5	R	04	-			13520101,13520104,13520348-SEAL WAS 12040750 AND REVISED TYPE3; ALL PARTS- ADDED CPA 15317832 TO "PARTS ACCEPTS" QUITE A FEW; REVISED "TERMINAL DISENGAGE CRITERIA" NOTE	266510	MM	MM	LN
16MY06	R	05	-	-		ALL PARTS - REVISED NOTE 2 AND ADDED CONN COLOR COLUMN TO CHART.	280681	POP	POP	SAN

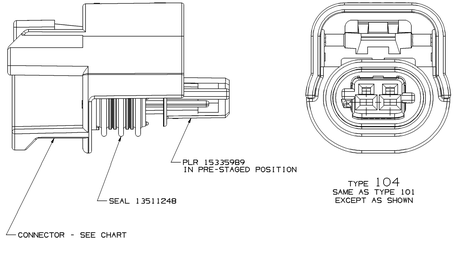

TYPE 104
SAME AS TYPE 101
EXCEPT AS SHOWN

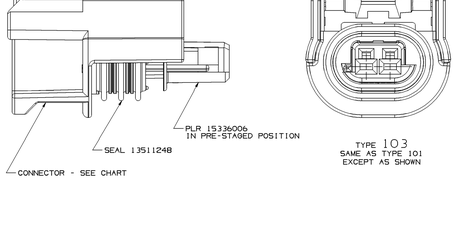

TYPE 103
SAME AS TYPE 101
EXCEPT AS SHOWN

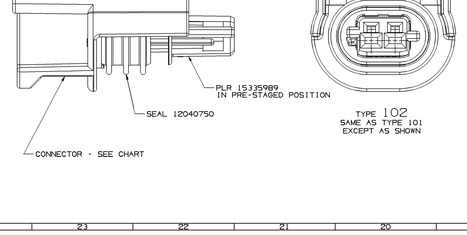

TYPE 102
SAME AS TYPE 101
EXCEPT AS SHOWN

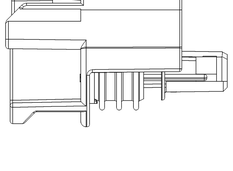

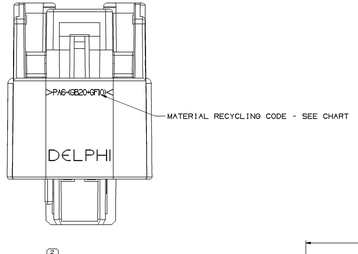

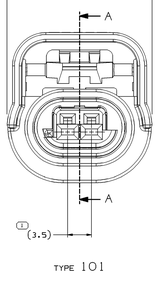

TYPE 101

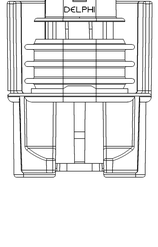

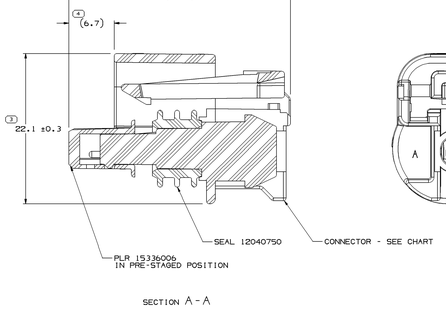

SECTION A-A

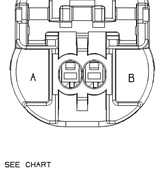

TYPE 101

TYPE 102
SAME AS TYPE 101
EXCEPT AS SHOWN

TYPE 103
SAME AS TYPE 101
EXCEPT AS SHOWN

TYPE 104
SAME AS TYPE 101
EXCEPT AS SHOWN

NOTES

1. UNLESS OTHERWISE SPECIFIED AND/OR INDICATED:

   DIMENSIONS ARE TO FACE OF VIEW SHOWN AND AUTOMATICALLY ROUNDED BY COMPUTER FOR INSPECTION (SEE MATH MODEL FOR PRECISE DIMENSIONS). FOR ALL OTHER DIMENSIONS NOT SHOWN BUT REQUIRED FOR TOOL BUILD, SEE MATH MODEL FOR PRECISE TOOL PATH DATA.

2. THIS PART ACCEPTS THE FOLLOWING COMPONENTS OR EQUIVALENT:

   TERMINAL 15326266
   CABLE SEAL 15366022
   TERMINAL POSITION ASSURANCE LOCK 15305024 OR 15358890
   CAVITY PLUG 15305171
   CONNECTOR POSITION ASSURANCE LOCK 15317832 OR 15496486

3. FOR MATING CONFIGURATION REQUIREMENTS SEE CHART.

4. THIS CONNECTION MEETS OR EXCEEDS SAE/USCAR-2 MAY 2004. SECTION 5.4.1.4 TERMINAL DISENGAGE CRITERIA WITH THE APPLICATION OF A TERMINAL POSITION ASSURANCE (TPA) SECONDARY LOCK.

PART NO	REV	N/P	STATUS	TYPE	CONNECTOR	CONN COLOR	MATERIAL RECYCLING CODE	PLR	CONN SEAL	USCAR MATING CONFIG
13520348	02	AA		104	13520349	GRA	PBT-GF20	15335989	13511248	150-S-002-I-B04
13520104	02	AA	-	104	13520102	BLK	PBT-GF20	15335989	13511248	150-S-002-I-B04
13520101	02	AA	-	103	13520102	BLK	PBT-GF20	15336006	13511248	150-S-002-I-A04
13513314	01	AD		102	15490465	BLK	PA6-(6820+GF10)	15335989	12040750	150-S-002-I-B04
15490464	02	AE	-	101	15490465	BLK	PA6-(6820+GF10)	15336006	12040750	150-S-002-I-A04

DRAWING NUMBER
13513313
SIZE A1x3 | SCALE 511 | TRIAL NO 2 OF 2 | SHEET NO 1 OF 1 | REV R | CHG 05 | N/P -

(N/A) PROCESS SENSITIVE DIMENSION
DIMENSIONS ENCLOSED IN () INDICATE REFERENCE DIMENSIONS, NO GD TOLERANCE LIMITS ARE ESTABLISHED

GD MENSIONAL RANGE (MM)											
FROM	0	3	6	30	120	400	1000	2000	4000	7,000	
TO	3	6	30	120	400	1000	2000	4000	7,000	10,000	
TOLERANCE UNLESS OTHERWISE SPECIFIED											
±0.15	±0.20	±0.25	±0.35	±0.50	±0.75	±1.0	±1.5	±2.0	±3.0	±4.0	±5.0

MODE OF TOLERANCE: CM

THIRD ANGLE PROJECTION

DO NOT SCALE

USE MATH DATA

DELPHI
DELPHI PACKARD ELECTRIC SYSTEMS
WARREN, OH

		DATE
DR		
APVD1	M. MAYER	190004
APVD2	M. MAYER	190004
APVD3	LISA NEMETZ	190004
APVD4		
APVD5		

SUBSTANCES OF CONCERN NO RECYCLED CONTENT PER DELPHI (2MP600)

DESCRIPTION
SEE DRAWING

DRAWING NAME
TAXI ASM CONN F GT 150 SLD

DRAWING NUMBER
13513313
SIZE A1x3 | SCALE 511 | TRIAL NO 1 OF 2 | SHEET NO 1 OF 1 | REV R | CHG 05 | N/P -

DWG TYPE
PART DRAWING

STYLE

VOLUME CONT

SYSTEM CODE
D

UNLESS OTHERWISE SPECIFIED
THIS DOCUMENT IS IN ACCORDANCE WITH ASME Y14.100-1998 AS INTERPRETED BY DELPHI. DIMENSIONS ARE INTENDED TO BE USED FOR PRODUCTION OF THE PRODUCT DEPICTED. ANY DIMENSIONS NOT EXPLICITLY DEFINED ARE INTENDED TO BE OF SUCH QUALITY AVAILABLE BY STATE REPORTING.

ALL DIMENSIONS ARE IN MILLIMETERS

REFERENCE

Copyright © 2004 Delphi Technologies, Inc.
Date: 09-Jun-04 Time: 15:18
I 32 I 33 I 3