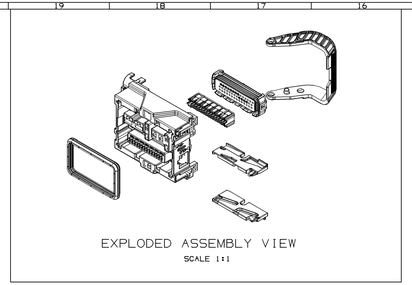

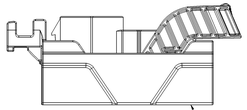

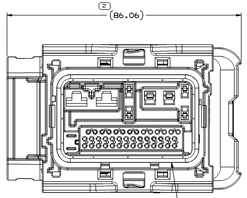

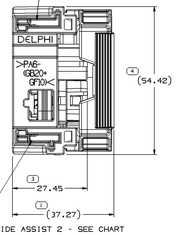

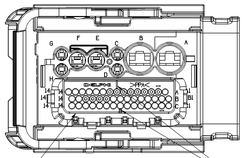

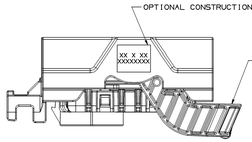

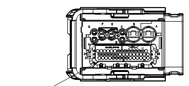

TYPE 102
SAME AS TYPE 101
EXCEPT AS SHOWN
SCALE 1:1

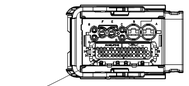

TYPE 103
SAME AS TYPE 101
EXCEPT AS SHOWN
SCALE 1:1

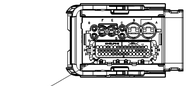

TYPE 104
SAME AS TYPE 101
EXCEPT AS SHOWN
SCALE 1:1

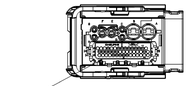

TYPE 105
SAME AS TYPE 101
EXCEPT AS SHOWN
SCALE 1:1

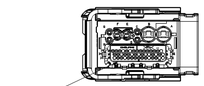

TYPE 106
SAME AS TYPE 101
EXCEPT AS SHOWN
SCALE 1:1

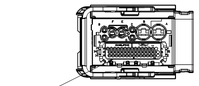

TYPE 107
SAME AS TYPE 101
EXCEPT AS SHOWN
SCALE 1:1

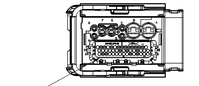

TYPE 108
SAME AS TYPE 101
EXCEPT AS SHOWN
SCALE 1:1

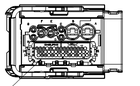

TYPE 109
SAME AS TYPE 101
EXCEPT AS SHOWN
SCALE 1:1

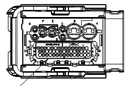

TYPE 110
SAME AS TYPE 101
EXCEPT AS SHOWN
SCALE 1:1

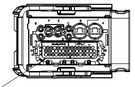

TYPE 111
SAME AS TYPE 101
EXCEPT AS SHOWN
SCALE 1:1

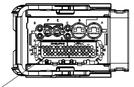

TYPE 112
SAME AS TYPE 101
EXCEPT AS SHOWN
SCALE 1:1

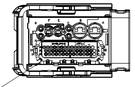

TYPE 113
SAME AS TYPE 101
EXCEPT AS SHOWN
SCALE 1:1

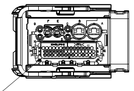

TYPE 114
SAME AS TYPE 101
EXCEPT AS SHOWN
SCALE 1:1

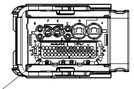

TYPE 115
SAME AS TYPE 101
EXCEPT AS SHOWN
SCALE 1:1

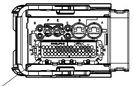

TYPE 116
SAME AS TYPE 101
EXCEPT AS SHOWN
SCALE 1:1

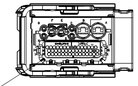

TYPE 117
SAME AS TYPE 101
EXCEPT AS SHOWN
SCALE 1:1

SYMBOL DEFINITION			MISSING SYMBOLS
A DIMENSION WITHOUT AN INSPECTION REPORT SYMBOL [ ] OR { } DOES NOT REQUIRE INSPECTION. IT MAY BE CONTROLLED ON THE INDIVIDUAL COMPONENT DRAWING.	TOTAL NO OF INSPECTIONS REQUIRED	4	NO MISSING SYMBOL NUMBER
⊙ INDICATES THE DIMENSION IS SHOWN ON THE PART DRAWING AND THE TOOL MUST BE QUALIFIED AT BOX OF THE TOLERANCE SHOWN UNLESS SUPERSEDED BY A "TB1".	LAST NO. USED	4	

CHG STATUS					ZONE	REVISION HISTORY	AUTH	DR	APVD 1	APVD 2
DATE	STA	REV	N/P	CHG						
12APR02	R	07	-	-		CLEARED REVISION COLUMN; 15435368, 15435374,15435372 & 15435374 - RELEASED;& ALL PARTS - ADDED NOTE 9	223666	HN	TRG	PH
12JN02	R	08	-	-		ALL PARTS - REVISED NOTES; 15412357 - REVISED SEAL ASSEMBLY	226218	MAC	MAC	PH
04SE02	R	09	-	-		15435374 & 15435368 - OBSOLETE 15435370 - OPENED CAVITIES B13,B14 & C10	229977	MRF	JVW	PH
17DE02	R	10	-	-		15435370 & 15435372 - UPDATED ASM SEAL STRAIN RLF	234732	JRS	JRS	PH
24JN03	R	11	-	-		15412357 - REVISED CO-MOLD	242958	PH	PH	SM
14APR04	R	12	-	-		15491759 - RELEASED	253912	KDR	KDR	SM
16APR04	R	13	-	-		15434210 - UPDATED ASSEMBLY	254150	KDR	KDR	SM
06AP04	R	14	-	-		15496383 - RELEASED	254622	MAC	MAC	SM
21SE04	-	15	-	-		13552037 - ADDED TO TAXI AND RELEASED	259292	AK	AK	GFM
29OC04	R	16	-	-		15489281 - ADDED TO TAXI AND RELEASED	260543	BRB	BRB	GFM
21APR5	R	17	-	-		ALL ACTIVE PARTS - CONNECTOR HOUSING WAS 13256664; 15434215 - OBSOLETE AND REPLACED BY 15496383	266058	RTV	TRG	GFM
20JN05	R	18	-	-		13533084 - RELEASED	269183	JBD	TRG	PTP
24MY06	R	19	-	-		13588433 - RELEASED	280902	RTV	TRG	PTP
21NO07	R	20	-	-		ALL ACTIVE PARTS - UPDATED PDM ATTRIBUTES	402508	TAI	TAI	SLS

13588433	01	AA	-	117	13524264	15428338	15428337	15356671	13588434	15356664	15356660	A6,A7,B1	-
13533084	01	AA	-	116	13524264	15428338	15428337	15356671	13532515	15356664	15356660	A1-A3,A6-A10,B1,B2,B5-B10	-
15489281	02	AA	-	115	13524264	15428338	15428337	15356671	13513020	15356664	15356660	A1,A3,A5,A6,A8-A10,B1-B10	-
13520377	02	AA	-	114	13524264	15428338	15428337	15356671	13511975	15356664	15356660	A1-A8,B9-B14,C3,C6-C10,C12-C14	-
15496383	02	AA	-	113	13524264	15428338	15428337	15356671	15496382	15356664	15356660	A1-A14,B1-B14,C1-C14	-
15491759	02	AA	-	112	13524264	15428338	15428337	15356671	15491998	15356664	15356660	A1-A8,A10,A12-A14,B1,B3,B6,B8,B13,B14,C2,C3,C5-C10,C12,C13	-
15435374	01	AB	OBSOLETE	111	13524264	15428338	15428337	15356671	15435373	15356664	15356660	A1-A8,A10,A12,A13,B3,B6,B8,B13,B14,C3,C5-C10,C12,C13	-
15435372	03	AA	-	110	13524264	15428338	15428337	15356671	15435371	15356664	15356660	A1-A8,A10,A12-A14,B3,B6,B8,B13,B14,C3,C5-C10,C12,C13	-
15435370	04	AA	-	109	13524264	15428338	15428337	15356671	15435369	15356664	15356660	A1-A8,A10,A12-A14,B3,B6,B8,B13,B14,C3,C5,C10,C12,C13	-
15435368	01	AB	OBSOLETE	108	13524264	15428338	15428337	15356671	15435367	15356664	15356660	A1-A8,A10,A12,A13,B3,B6,B8,C3,C5,C12,C13	-
15434210	01	AD	OBSOLETE	107	13524264	15428338	15428337	15356671	15429273	15356664	15356660	A1-A14,B1-B14,C1-C14	15496383
15412358	04	AA	-	106	13524264	15428338	15428337	15356671	15416085	15356664	15356660	A1-A8,A10,A12-A14,B1,B3,B6,B8,B10,B11,B13,B14,C2,C3,C5-C10,C12,C13	-
15412357	06	AA	-	105	13524264	15428338	15428337	15356671	15416084	15356664	15356660	A1-A8,A11,B1,B9-B14,C6-C10	-
15412356	04	AA	-	104	13524264	15428338	15428337	15356671	15416083	15356664	15356660	A1-A8,A11,B1-B3,B9-B14,C6-C10	-
15411019	04	AA	-	103	13524264	15428338	15428337	15356671	13356990	15356664	15356660	A1-A8,A10,A12-A14,B1,B3,B6,B8,B13,B14,C3,C5-C10,C12,C13	-
15410622	04	AA	-	102	13524264	15428338	15428337	15356671	13356989	15356664	15356660	A1-A8,B9-B14,C6-C10	-
15405449	04	AA	-	101	13524264	15428338	15428337	15356671	13356988	15356664	15356660	A1-A8,B9-B12	-
PART NO	REV	N/P	STATUS	TYPE	CONNECTOR HOUSING	SLIDE ASSIST	SLIDE ASSIST 2	CONNECTOR SEAL	ASSEMBLY SEAL/STRAIN RELIEF	INNER CONNECT	LEVER	OPEN CAVITIES IN CABLE SEAL	REPLACED BY

DRAWING NUMBER 15356890
SIZE A1x3 | SCALE 2:1 | PAGE 2 OF 2 | SHEET NO 1 OF 2 | REV R | NXP 20 | -

NOTES

1. UNLESS OTHERWISE SPECIFIED AND/OR INDICATED:

   DIMENSIONS ARE TO FACE OF VIEW SHOWN AND AUTOMATICALLY ROUNDED BY COMPUTER FOR INSPECTION (SEE MATH MODEL FOR PRECISE DIMENSIONS). FOR ALL OTHER DIMENSIONS NOT SHOWN BUT REQUIRED FOR TOOL BUILD, SEE MATH MODEL FOR PRECISE TOOL PATH DATA.

2. SEAL MUST SIT FLUSH WITH INSIDE FACE OF CONNECTOR. SEAL MUST NOT BE ROLLED OR TWISTED.

3. OPTIONAL CONSTRUCTION - PART NUMBER AND JULIAN DATE MAY BE PRINTED HERE.

4. HASH MARKS ON STRAIN RELIEF ARE PREFERRED CONSTRUCTION. OPTIONAL CONSTRUCTION TO BE NO HASH MARKS

5. FOR APPLICATION DATA SEE THE INDIVIDUAL APPLICATION DRAWINGS.

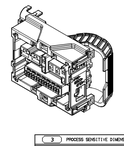

3 PROCESS SENSITIVE DIMENSION

DIMENSIONS ENCLOSED IN { } INDICATE REFERENCE DIMENSIONS AND NO TOLERANCE LIMITS ARE ESTABLISHED

ATMOSPHERICAL ROOM LIMITS														
TEMP	15	20	25	30	35	40	50	100	150	200	300	400	500	600
HUM	10	20	30	40	50	60	70	80	90	95				

TOLERANCE UNLESS OTHERWISE SPECIFIED
[0.1] [0.25] [0.5] [1] [2] [5] [10] [20] [50] [100] [1000]
GENERAL TOLERANCE CH

THIRD ANGLE PROJECTION

DO NOT SCALE
USE MATH DATA

NX

CAD TYPE
PART DRAWING
STYLE
2003 GMT265
VOLUME CONT | SYSTEM CODE
D

UNLESS OTHERWISE SPECIFIED
THIS DOCUMENT IS IN ACCORDANCE WITH ASME Y14.5M-1994 AS MODIFIED BY DELPHI GLOBAL STANDARDS.THE INFORMATION CONTAINED IN THIS DRAWING IS THE PROPERTY OF DELPHI AND MAY BE REVISED SEPARATELY WITHIN-USED BY SYSTEM REFERENCE.

ALL DIMENSIONS ARE IN MILLIMETERS

REFERENCE

SUBSTANCES OF CONCERN AND RECYCLED CONTENT PER DELPHI-1 (PM9921)

MATERIAL
SEE DRAWING

DRAWING NAME
TAXI ASM CONN F GT 150 280 M/P 6.35 MICRO 64 MOD

DRAWING NUMBER
15356890
SIZE A1x3 | SCALE 2:1 | PAGE 2 OF 2 | SHEET NO 1 OF 2 | REV R | NXP 20 -

DELPHI
DELPHI PACKARD ELECTRICAL/ELECTRONIC ARCHITECTURE
WARREN, OH

DR	DATE
APVD1 FCO, RESENDIZ	10JA01
APVD2 FCO, RESENDIZ	10JA01
APVD3 PHILIP HELO	10JA01
APVD4	
APVD5	

15356890