SYMBOL DEFINITION		MISSING SYMBOLS
A DIMENSION WITHOUT AN INSPECTION REPORT SYMBOL DOES NOT REQUIRE INSPECTION. IT MAY BE CONTROLLED ON THE INDIVIDUAL COMPONENT DRAWING.	TOTAL NO OF INSPECTIONS REQUIRED: 52	NO MISSING SYMBOL NUMBER
	LAST NO. USED: 22	

REVISION HISTORY											
					DWG STATUS				AUTH	DR	PCB/PCA
DATE	ZONE	REV	PCN-DR	PCN-DW							
1360181	F	51	-	-	2546635 & 1947535 WIRE ON SHT #1; 2548085 - RELEASED				2547206	TLD	TLD/DD
1469061	F	52	-	-	2549186 - RELEASED				2549797	LJF	LJF/CSD
1469061	F	53	-	-	2549054 - RELEASED				2549953	LJF	LJF/CSD
1546061	F	54	-	-	2548054 - REVISED CABLE SEAL W45 ASM				2573472	LJF	LJF/CSD
1549095	F	55	-	-	1929494 - RELEASED				2566705	BMS	JAV/CSD
2506096	F	56	-	-	ALL ACTIVE PARTS - REMOVED DUNS (10 PLCES) ADDED SUM #4, 2528DAVE FIXED NOTE, WILL RECYCLING CODE COLUMN & LABELS; 1869429, 1869428, 1869426-25 & 1869427-28 - RELEASED				2584993	RMS	JAV/CSD
1124057	F	57	-	-	1969181 - RELEASED				4859965	DSS	DSS/CSD
0724057	F	58	-	-	ALL ACTIVE PARTS - ADDED NOTE 8				4916163	PCP	PCP/CSD

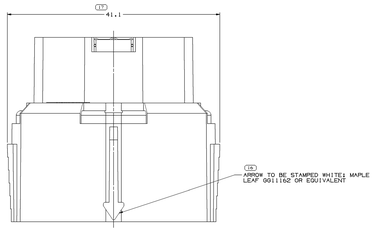

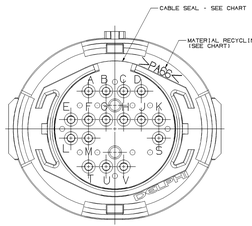

TYPE 101

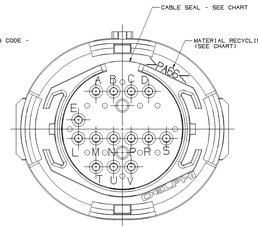

TYPE 102
SAME AS TYPE 101
EXCEPT AS SHOWN

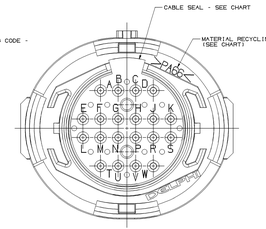

TYPE 103
SAME AS TYPE 101
EXCEPT AS SHOWN

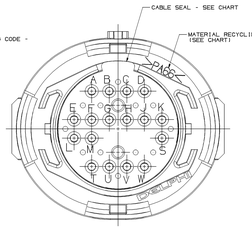

TYPE 104
SAME AS TYPE 101
EXCEPT AS SHOWN

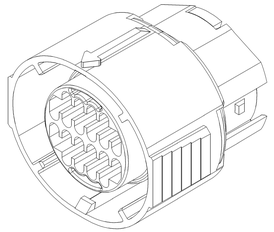

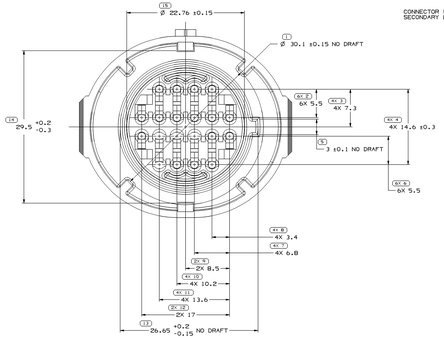

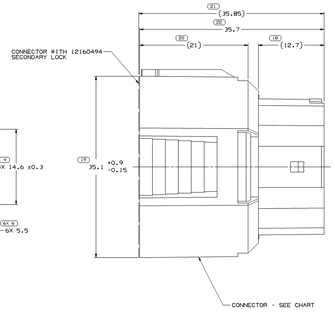

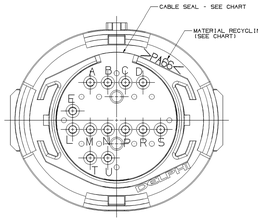

TYPE 105
SAME AS TYPE 101
EXCEPT AS SHOWN

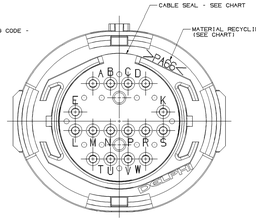

TYPE 106
SAME AS TYPE 101
EXCEPT AS SHOWN

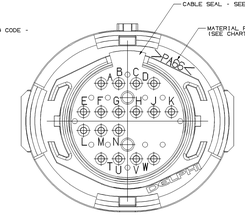

TYPE 107
SAME AS TYPE 101
EXCEPT AS SHOWN

NOTES

1. UNLESS OTHERWISE SPECIFIED AND/OR INDICATED:

   DIMENSIONS ARE TO FACE OF VIEW SHOWN AND AUTOMATICALLY ROUNDED BY COMPUTER FOR INSPECTION (SEE MATH MODEL FOR PRECISE DIMENSIONS). FOR ALL OTHER DIMENSIONS NOT SHOWN BUT REQUIRED FOR TOOL BUILD, SEE MATH MODEL FOR PRECISE TOOL PATH DATA.

2. WHEN PARTS ARE SHIPPED THEY MUST BE PACKED IN PLASTIC BAGS OR SHIPPING CONTAINERS MUST BE LINED WITH PLASTIC LINERS. BAGS OR LINERS MUST BE SEALED TO AVOID FOREIGN MATTER.

3. SEALING CODE J - DESIGN WILL PASS SALT FOG AND IMMERSION TEST PER: ESA-M0101 (ENVIRONMENTAL TEST PROCEDURE), ESA-M44 (WEATHER-PROOFING), ESA-TID 1METRI-PACK1, ESA-b50 (UNDERHOOD MICRO-PACK1), C-4006 (WORLD CONNECTOR), ETC WHEN MATED TO MATING PART OR EQUIVALENT

4. REFERENCE MATING COMPONENTS OR EQUIVALENT:

   SEE CHART.

5. THIS PART ACCEPTS THE FOLLOWING COMPONENTS OR EQUIVALENT:

   CAVITIES TO ACCEPT 12084912 TERMINAL
   SECONDARY TERMINAL LOCK 12160494
   WIRE DRESS/CONDUIT CLIP 12110725

6. SINGLE LOCK CONNECTOR ASSEMBLIES SHOWN ON TAXI 12160489 SHEET 1.

7. FORCE TO DISENGAGE PRIMARY LOCK EXCEEDS 70N.

8. HYGROSCOPIC MATERIALS ABSORB AND RELEASE MOISTURE DEPENDING ON THE RELATIVE HUMIDITY OF THE ENVIRONMENT. MOISTURE CAUSES THE MATERIAL TO EXPAND AND CONTRACT. GENERALLY REQUIRING PROPER STORAGE AND PACKAGING, EXCEPT EFFORT IS MADE BY DELPHI PACKARD TO CORRECTLY PACKAGE THIS PRODUCT AT INITIAL SHIPMENT FROM THE DELPHI PRODUCING PLANT. FAILURE TO PROTECT COMPONENTS COMPOSED OF HYGROSCOPIC MATERIALS FROM MOISTURE DURING STORAGE, HANDLING AND PACKAGING, PARTICULARLY IN HIGH-HUMIDITY ENVIRONMENTS CAN RESULT IN DIMENSIONAL CHANGE FOR WHICH DELPHI WILL NOT BE LIABLE.

ASSEMBLY	REV	N/P	STATUS	CONNECTOR (COLOR)	MATERIAL RECYCLING CODE	CABLE SEAL	TYPE SEAL	MATING CONNECTOR
1360181	01	AA	-	1544074 (BLK)	PA66	1360182 (GRA LT)	107	1544075 OR EQUIV
1603408	01	AA	-	1595248 (BLK)	PBT	(2191751 (BLU)	06	1544075 OR EQUIV
1603407	01	AA	-	1595248 (BLK)	PBT	(2191510 (BRN)	05	1544075 OR EQUIV
1603425	01	AA	-	1595248 (BLK)	PBT	1548305 (ORANGE)	04	1544075 OR EQUIV
1603424	01	AA	-	1595248 (BLK)	PBT	(2191752 (GRN LT)	03	1544075 OR EQUIV
1603423	01	AA	-	1595248 (BLK)	PBT	(2110094 (GRN LT)	02	1544075 OR EQUIV
1603420	01	AA	-	1595248 (BLK)	PBT	1535234 (PPL)	01	1544075 OR EQUIV
1524840	01	AB	-	1544074 (BLK)	PA66	(2191751 (BLU)	06	1544075 OR EQUIV
1549186	01	AB	-	1544074 (BLK)	PA66	(2191510 (BRN)	05	1544075 OR EQUIV
1548305	01	AC	-	1544074 (BLK)	PA66	1548305 (ORANGE)	04	1544075 OR EQUIV
1548306	01	AB	-	1544074 (BLK)	PA66	(2191752 (GRN LT)	03	1544075 OR EQUIV
1547215	01	AC	-	1544074 (BLK)	PA66	(2110094 (GRN LT)	02	1544075 OR EQUIV
1544437	01	AD	-	1544074 (BLK)	PA66	1535234 (PPL)	101	1544075 OR EQUIV

DRAWING NUMBER
12160489
SCR A1x4 | SIZE 51 | SHEET 2 OF 2 | PAGE 2 OF 2 | REV R | DB -

PART DRAWING

DRAFTING STATUS

ISSUE DATE | ISSUE SEE

UNLESS OTHERWISE SPECIFIED

THIS DRAWING IS A GENERAL ACTIVE USE 12-96 DPM DRAWING AND MUST BE USED FOR ALL PURCHASE ORDERS AND SHIPMENTS. ALL PURCHASED PARTS MUST BE PRODUCED TO THIS DRAWING AND MEET ALL REQUIREMENTS. DELPHI PACKARD IS RESPONSIBLE FOR ENSURING THE PRODUCTION PROCESS MEETS ALL REQUIREMENTS. DRAWINGS OR SPECIFICATIONS ARE AVAILABLE ON REQUEST.

REFERENCE

SUBCONTRACTOR OF CONTROL FOR RECYCLED CONTENT PER DELPHI - CONFIRMED

PART DRAWING

DRAWING TITLE

TAXI ASM CONN F MIC/P 1009 SLD

DRAWING NUMBER

12160489

SCR A1x4 | SIZE 51 | SHEET 2 OF 2 | PAGE 2 OF 2 | REV R | DB -

DELPHI

DELPHI PACKARD ELECTRICAL/ELECTRONIC ARCHITECTURE
WARREN, OH

DATE	BY	REVISION
1996	TEDDY DAVIS	1.00.0
1996	TEDDY DAVIS	1.00.0
1997	CHRIS DE PRIEST	1.00.0

APPROVALS

DRAWN	TEDDY DAVIS
CHECKED	TEDDY DAVIS
APPROVED	CHRIS DE PRIEST

SUBCONTRACTOR OF CONTROL FOR RECYCLED CONTENT PER DELPHI - CONFIRMED

PART DRAWING

DRAWING TITLE

TAXI ASM CONN F MIC/P 1009 SLD

DRAWING NUMBER

12160489

SCR A1x4 | SIZE 51 | SHEET 2 OF 2 | PAGE 2 OF 2 | REV R | DB -

THIRD ANGLE PROJECTION

DO NOT SCALE ON DRAWING

UNLESS OTHERWISE SPECIFIED DIMENSIONS ARE IN MILLIMETERS. DIMENSIONS ARE AFTER PLATING.

DELPHI PACKARD ELECTRIC SYSTEMS

THIS DRAWING IS THE PROPERTY OF DELPHI PACKARD ELECTRIC SYSTEMS AND MUST NOT BE REPRODUCED OR DISCLOSED WITHOUT WRITTEN PERMISSION.

Copyright © 2000 Delphi Technologies, Inc. All rights reserved.

Delphi Proprietary Information

Delphi Confidential

Delphi Internal Use Only