SYMBOL DEFINITION			MISSING NUMBERS
A DIMENSION WITHOUT AN INSPECTION REPORT SYMBOL ( ) DOES NOT REQUIRE INSPECTION. IT MAY BE CONTROLLED ON AN INDIVIDUAL COMPONENT DRAWING.	TOTAL NO. OF SYMBOLS ON DRAWING	5	
	LAST NO. USED	8	

DWG STATUS					ZONE	REVISION HISTORY	AUTH	DR	APVD 1	APVD 2
DATE	STG	REV	N/P	CHG						
10JN05	R	01	-	-		12162620-23 - WERE ON TAXI 12110858 SHT3 AND ADDED NOTE #3	269172	JBD	FRG	WTM
28AP08	R	02	-	-		ALL PARTS - UPDATED PDM ATTRIBUTES	404503	EAJ	JAA	WTM
06MY08	R	03	-	-		ALL PARTS - UPDATED PDM ATTRIBUTES	404630	JOA	JAA	WTM
15MY08	R	04	-	-		12162620-22 - UPDATED PDM ATTRIBUTES; 12162623 - INACTIVE	404665	JTZ	JAA	WTM

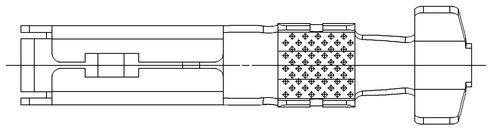

TYPE 102

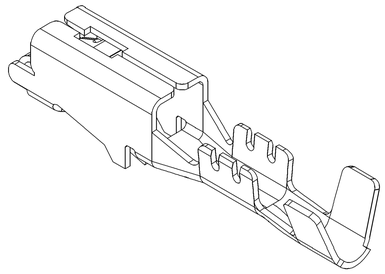

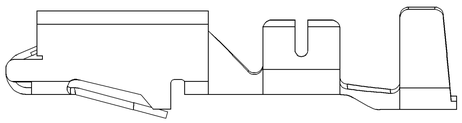

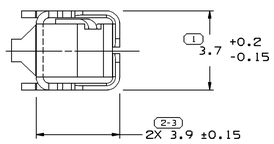

VIEW Y-Y

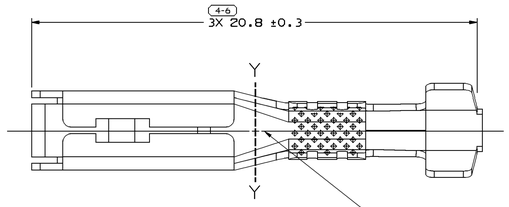

TYPE 101

STAMP DIE ID "PXX" IN THIS AREA (0.6) CHARACTERS XX DESIGNATES DIE NUMBER LOCATION IS APPROXIMATE

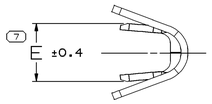

VIEW Y-Y

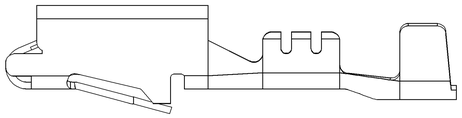

NOTES

1. UNLESS OTHERWISE SPECIFIED AND/OR INDICATED:

   DIMENSIONS ARE TO FACE OF VIEW SHOWN AND AUTOMATICALLY ROUNDED BY COMPUTER FOR INSPECTION. (SEE MATH MODEL FOR PRECISE DIMENSIONS.) FOR ALL OTHER DIMENSIONS NOT SHOWN BUT REQUIRED FOR TOOL BUILD, SEE MATH MODEL FOR PRECISE TOOL PATH DATA.

2. MATING TERMINAL 12048159 OR EQUIVALENT.

3. DO NOT PROBE, TEST OR OTHERWISE CONTACT THE INTERIOR REGION (THE SPRING OR ANY MOVING PART) OF THIS TERMINAL. SEVERE DAMAGE CAN OCCUR, COMPROMISING THE PERFORMANCE OF THE ELECTRICAL INTERFACE.

PART NO	REV	N/P	STATUS	MAT'L SIZE	MAT'L SPEC	SIZE (MM²)	DIA	ID	TYPE	E
12162623	A7	-	INACTIVE	0.32 X 31.75	M1574009 METL NONFERROUS C42500 EX HD	0.22	1.8-1.15	24	101	8 1.6 ±0.2
12162622	A7	-		0.32 X 31.75	M1574009 METL NONFERROUS C42500 EX HD	3-2	3.65-2.5	13	102	3.9
12162621	A7	-		0.32 X 31.75	M1574009 METL NONFERROUS C42500 EX HD	0.5-0.35	2.19-1.47	21	101	2.2
12162620	A7	-		0.32 X 31.75	M1574009 METL NONFERROUS C42500 EX HD	1-0.8	2.64-1.96	17	101	2.7

1 PROCESS SENSITIVE DIMENSION

DIMENSIONS ENCLOSED IN ( ) INDICATE REFERENCE DIMENSIONS AND NO TOLERANCE LIMITS ARE ESTABLISHED

DIMENSIONAL RANGE (MM)		CHART D
FROM	0	> 12
TO	12	

TOLERANCE UNLESS OTHERWISE SPECIFIED ±0.1 ±0.2

ANGULAR TOLERANCE ±2°

DWG TYPE: PART DRAWING

STYLE

VOLUME (CM³) | DISTR CODE

UNLESS OTHERWISE SPECIFIED

THIS DOCUMENT IS IN ACCORDANCE WITH ASME Y14.5M-1994 AS AMENDED BY THE GM GLOBAL DIMENSIONING AND TOLERANCING ADDENDUM-2001. SEPARATE PATTERNS OF FEATURES MAY BE GAGED SEPARATELY REGARDLESS OF DATUM REFERENCES.

ALL DIMENSIONS ARE IN MILLIMETERS

REFERENCE

THIRD ANGLE PROJECTION

DO NOT SCALE

USE MATH DATA

NX

DELPHI

DELPHI PACKARD ELECTRICAL/ELECTRONIC ARCHITECTURE
WARREN, OH

		DATE
DR		
APVD1	J. R. BARRIENTOS	22JN05
APVD2	FCO. RESENDIZ	23JN05
APVD3	TOM MADDEN	24JN05
APVD4		
APVD5		

SUBSTANCES OF CONCERN AND RECYCLED CONTENT PER DELPHI [094900]

MATERIAL: SEE CHART

DRAWING NAME: TAXI TERM F M/P 280 TANG

DRAWING NUMBER: 12186554

SIZE	SCALE	FRAME NO	SHEET NO	STG	REV	N/P
A0	10:1	1 OF 1	1 OF 2	R	04	-

Part: 12162620 Name: 12186554+CUS01-S01 Date: 21-May-08 Time: 11:37 Messages: