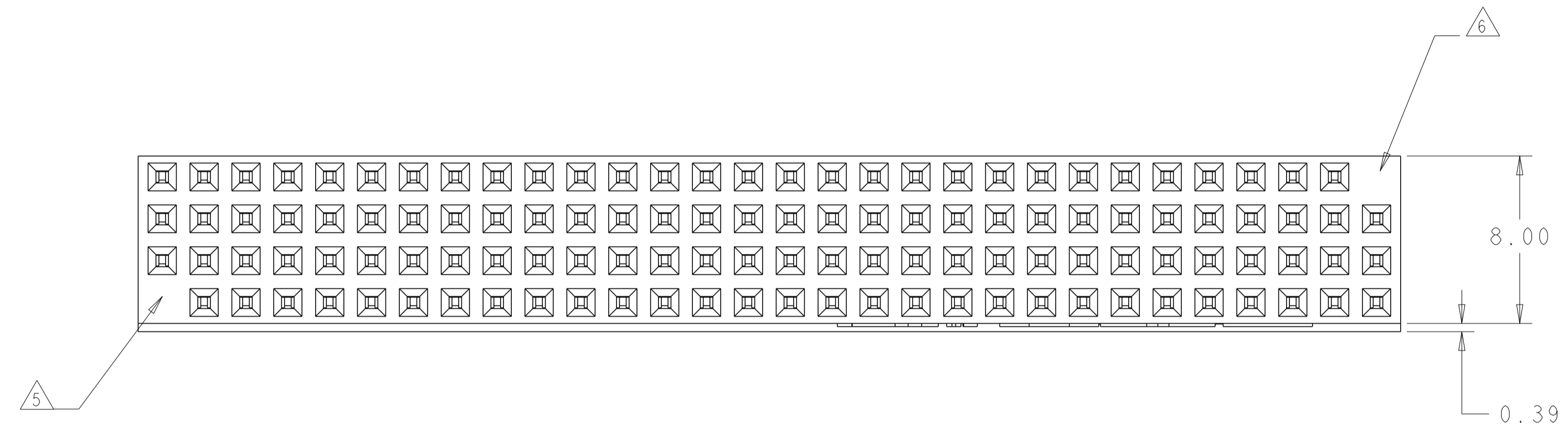
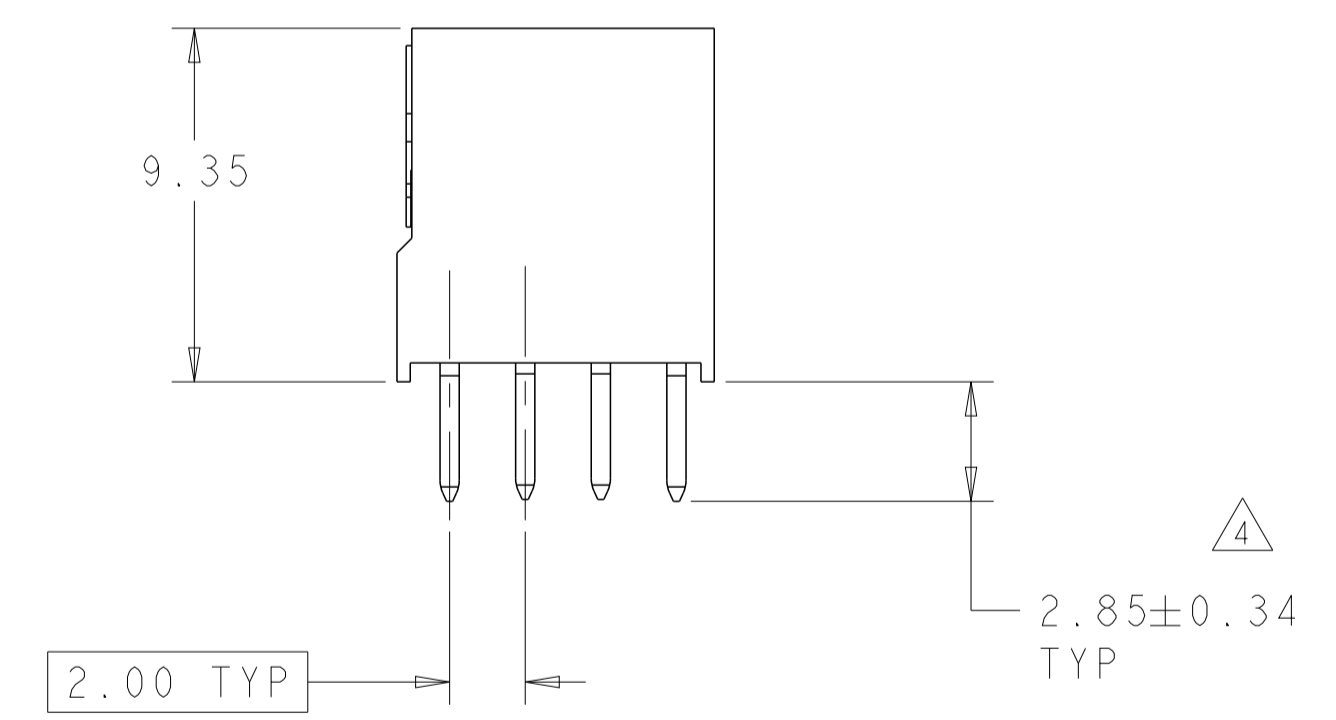
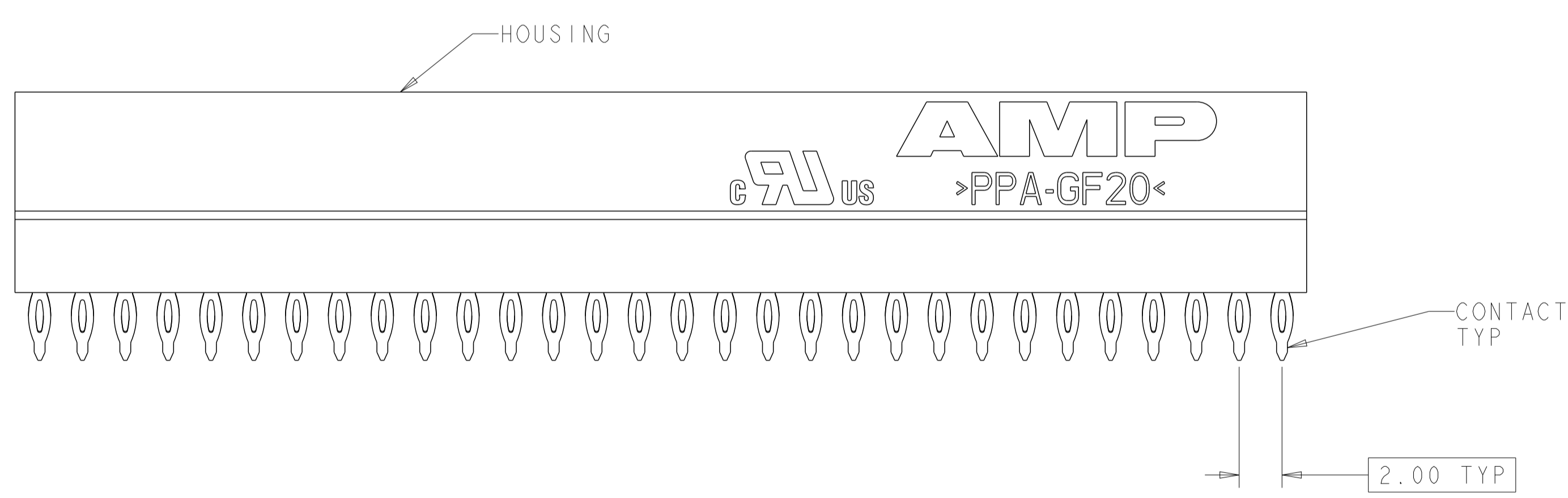


REVISIONS				
P	LTN	DESCRIPTION	DATE	APVD
G3		REVISED PER ECO-16-008038	27MAY2016	NK JO
H		REVISED PER ECO-18-012301	06AUG2018	RS JO



- 1 HOUSING: HIGH TEMPERATURE, GLASS FILLED NYLON, COLOR: BLACK.
CONTACTS: PHOSPHOR BRONZE.
- 2 CONTACTS: 0.000381 MIN GOLD ON MATING RECEPTACLE END, 0.00254 BRIGHT TIN-LEAD ON REMAINDER, ALL OVER 0.001270 NICKEL.
- 3 PCB HOLE RECOMMENDATIONS:
A. DRILL HOLE DIAMETER TO BE 1.00±0.02.
B. PLATING TO BE 0.005 MIN TIN-LEAD OVER 0.025-0.075 COPPER.
C. RECOMMENDED FINISH HOLE SIZE IS 0.88±0.08.
- 4 DIMENSION AFTER SEATING TO PCB.
- 5 NO CONTACT IN THIS POSITION FOR 1375800-2 & -5 ONLY.
- 6 NO CONTACT IN THIS POSITION FOR 1375800-3 & -6 ONLY.
- 7 CONTACTS: 0.000381 MIN GOLD ON MATING RECEPTACLE END, 0.00254-0.00508 MATTE TIN ON REMAINDER, ALL OVER 0.001270 NICKEL.
- 8 TO BE USED ON SILVER IMMERSION PLATED PCB'S (NOTE 9).
- 9 PCB HOLE RECOMMENDATIONS FOR SILVER IMMERSION PLATING:
A. DRILL HOLE DIAMETER TO BE 1.00-1.02.
B. PLATING TO BE 0.0001524-0.0004064 SILVER OVER 0.0508±0.0254 COPPER.
C. RECOMMENDED FINISH HOLE SIZE IS 0.94-0.97.
- 10 PCB HOLE RECOMMENDATIONS FOR ENIG PLATING:
A. DRILL HOLE DIAMETER TO BE 1.00-1.02.
B. PLATING TO BE 0.000051-0.000127 GOLD OVER 0.00305-0.00610 NICKEL ALL OVER 0.0508±0.0254 COPPER.
C. RECOMMENDED FINISH HOLE SIZE IS 0.94-0.97.
- 11 TO BE USED ON STANDARD PCB (NOTE 3) OR ENIG PLATED PCB (NOTE 10).
- 12 OBSOLETE PARTS: OBSOLETE CIS STREAMLINING PER D.RENAUD/D.SINISI



CALLOUT	FINISH	KEYED CIRCUIT	PART NO
8	7	YES 6	1375800-6
8	7	YES 5	1375800-5
8	7	NO	1375800-4
11	2	YES 6	1375800-3
12 11	2	YES 5	1375800-2
11	2	NO	1375800-1
SUPERCEDED BY 1375800-5			
CALLOUT	FINISH	KEYED CIRCUIT	PART NO

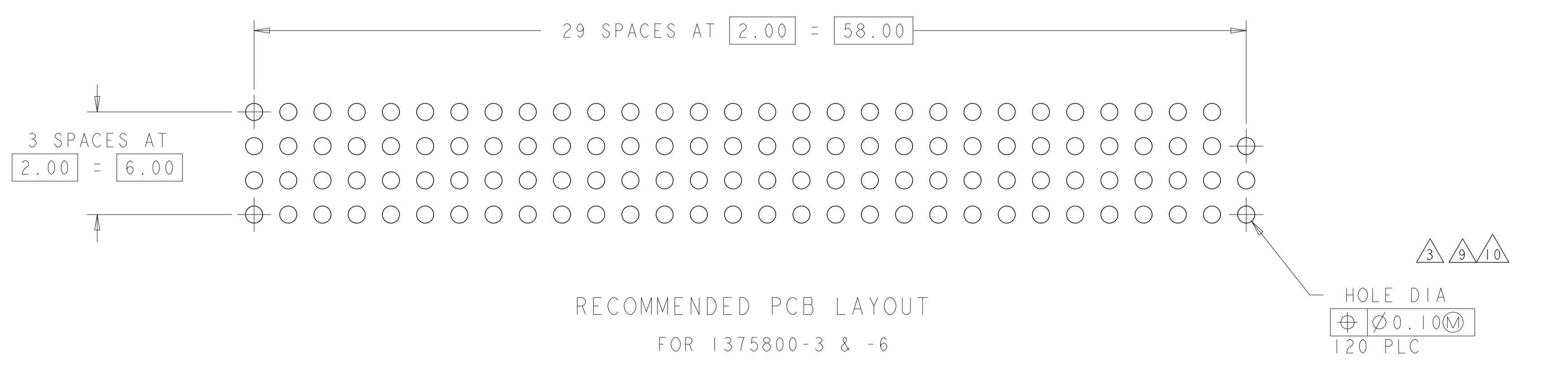

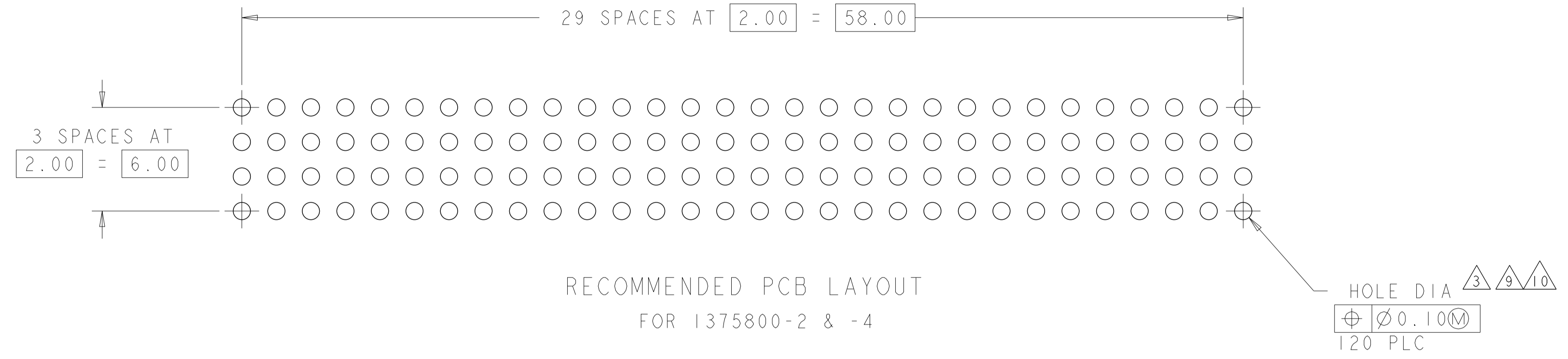
THIS DRAWING IS A CONTROLLED DOCUMENT. DWN: H.G. LENKER 20JUN2000
 CHK: L. BREKOSKY 15JAN2001
 APVD: J. OLSON 13JUN2001

STE TE Connectivity

NAME: ASSEMBLY, PC/104-PLUS, NON-STACKTHROUGH CONTACTS, PRESS FIT
 PRODUCT SPEC: 108-1956
 APPLICATION SPEC: 114-13021
 WEIGHT: -
 CUSTOMER DRAWING

SCALE: 5:1 SHEET 1 OF 2 REV H

REVISIONS				
P.	LTN	DESCRIPTION	DATE	APVD
-	-	SEE SHEET 1	-	-



THIS DRAWING IS A CONTROLLED DOCUMENT.		DWN W.G. LENKER 20JUN2000	TE Connectivity
DIMENSIONS: mm		CHK L. BREKOSKY 15JAN2001	
TOLERANCES UNLESS OTHERWISE SPECIFIED:		APVD J. OLSON 13JUN2001	NAME ASSEMBLY, PC/104-PLUS, NON-STACKTHROUGH CONTACTS, PRESS FIT
0 PLC ±	1 PLC ±0.13	PRODUCT SPEC 108-1956	SIZE CAGE CODE DRAWING NO RESTRICTED TO
2 PLC ±	3 PLC ±	APPLICATION SPEC 114-13021	A 100779 C=1375800
4 PLC ±	ANGLES ±	WEIGHT -	CUSTOMER DRAWING SCALE 99:24 SHEET 2 OF 2 REV H
MATERIAL FINISH			