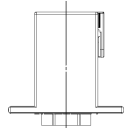
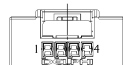
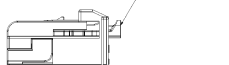
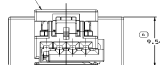
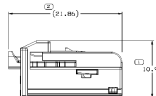
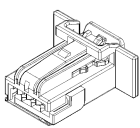
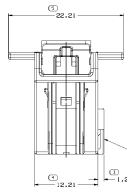


SYMBOL	DEFINITION	TOTAL NO. OF DIMENSIONS REQUIRED	NO. MISSING DIMENSIONS	REVISION	DATE	BY	CHKD	APPROVED	DATE
A	SYMBOLS # INDICATE AN INSPECTION REPORT SYMBOL. DIMENSIONS NOT REQUIRING INSPECTION TO BE CONTROLLED ON THE INDIVIDUAL COMPONENT DRAWING.	10	0	001	01/11/01
L	LAST NO.	6							



- NOTES
- UNLESS OTHERWISE SPECIFIED AND/OR INDICATED DIMENSIONS ARE TO FACE OF VIEW SHOWN AND DIMENSIONS OF HOLES ARE TO CENTER UNLESS OTHERWISE SPECIFIED. DIMENSIONS FOR ALL HOLES ARE TO CENTER UNLESS OTHERWISE SPECIFIED. DIMENSIONS FOR ALL HOLES ARE TO CENTER UNLESS OTHERWISE SPECIFIED. DIMENSIONS FOR ALL HOLES ARE TO CENTER UNLESS OTHERWISE SPECIFIED.
 - THIS PRODUCT IS NOT CATEGORIZED AS AN APPEARANCE ITEM, WHICH IMPLIES THAT IT SHOULD BE PROTECTED FROM DAMAGE BY THE USER. THE USER SHOULD TAKE APPROPRIATE PRECAUTIONS TO PROTECT THE PRODUCT FROM DAMAGE.
 - IF DIMENSIONS ARE NOT SPECIFIED, DIMENSIONS SHALL BE TO CENTER UNLESS OTHERWISE SPECIFIED. DIMENSIONS SHALL BE TO CENTER UNLESS OTHERWISE SPECIFIED. DIMENSIONS SHALL BE TO CENTER UNLESS OTHERWISE SPECIFIED.
 - FOR APPLICATION DATA SEE THE APPLICATION DRAWING.

1362972	1374751	1362973	1362974
PART NO.	CONNECTOR	LOCK S/C	LOCK O/P

DELPHI

13960972

...