


Rackmount 3U & 6U EMC Subracks



3U Subrack P/N CCA27-36-01 shown with 5 pairs of CG3-160 card guides (1 pair provided with rack)

Subrack Contents (Generic): for 3U & 6U Subracks


- 2 Front EMC Extrusions, P/N 1440-0012-84
- 2 Rear Extrusions, P/N 1440-0013-84
- 2 Aluminum side plates
- 2 M2.5 tapped nut strips for front extrusions P/N 1404-0016-84
- 2 M2.5 tapped nut strips for rear extrusions P/N 5700202
- 2 removable rack "ears" (left/right), P/N 1406-1006-01 (6U) OR 2 Removable rack "ears" (left/right), P/N 1406-1003-01 (3U)
- 2 Insulator strips, .030" PVC, P/N 5250998-84
- 1 Sample pair of CG3 card guides

Specify CCA for assembled or CCK for flat-pack kit.

Card guides sold separately in packs of 12 (enough for 6 cards, on Page 29).

Standard card depths:

- 160mm (6.299")
- 220mm (8.661")
- 280mm (11.024")
- 340mm (13.386")
- 400mm (15.748")



P/N CCA28-84-01:
with optional perforated
top/bottom covers. 1pr. CG3-160 card
guides included

EMC subracks for Compact PCI, VME64X or PXI are available off-the-shelf in assembled or kit form. Standard 19" width or custom sizes available (contact factory). Can accommodate all 3U (single height, 3.937" or 100mm) and 6U (double height, 9.187" or 233.35mm) 0.062" to 0.100" thick boards.

Custom card height/depth racks available; contact factory. Vector's service design, fabrication, assembly or kitting are done in-house in the USA, bringing convenience, accuracy and short lead-times to your job.

Vectorpak™ subracks are sold fully assembled or in flat-pack kit form. EMC versions are manufactured to IEEE 1101.10 & 1101.11 for use in applications with EMC requirements and have conductive connection of all metal components.

Vectorpak™ CG3-series card guides sold separately (Page 29). Vectorpak™ front panels, filler panels (blank-off plates), ejector handles and cooling fan trays all available and described at the end of this section.

Ordering Information

CCX XX - XX - XX

Model Numbers

- A = assembled subracks
- K = unassembled flat-packed kit

Depth

- 3U**
- 26 = 160mm; 8.5"
 - 27 = 160mm; 12.0"
 - 31 = 220mm; 12.0"
 - 34 = 280mm; 15.0"
 - 36 = 340mm; 16.0"
 - 38 = 400mm; 18.0"
- 6U**
- 28 = 160mm; 10.0"
 - 29 = 160mm; 12.0"
 - 30 = 160mm; 15.0"
 - 32 = 220mm; 12.0"
 - 33 = 280mm; 15.0"
 - 35 = 340mm; 16.0"
 - 37 = 400mm; 18.0"

Covers (Optional)

- 01 = Top & bottom, vented
- 02 = Rear fixed
- 03 = Both '01' & '02'
- 04 = Custom
- 05 = Solid Top & Bottom

Inside Width (not including flanges)

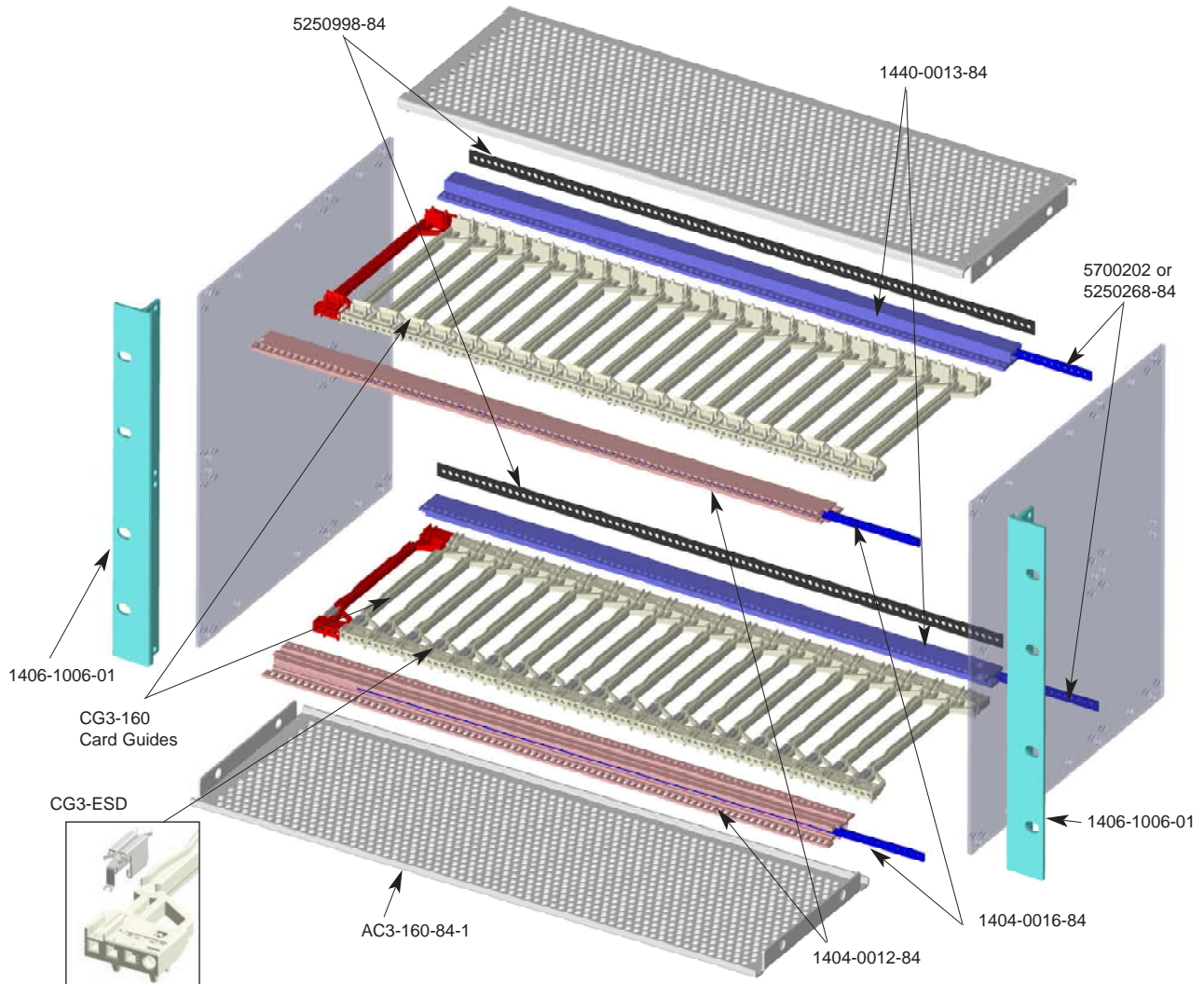
- 36 = 36HP [7.4"(188mm)]
- 44 = 44HP [9.0"(229mm)]
- 64 = 64HP [13"(330mm)]
- 84 = 84HP [17"(432mm)]

Material & Finish: Brushed aluminum, with clear chem film

- 1U = 1.75"
- 1HP = 0.200" (5.08mm)




Hybrid / Custom 3U & 6U EMC Subracks




DIN Subracks

VectorPak™ subracks are available standard 19" or custom configurations including subsystem components such as plug-in power supplies and integrated fan cooling. Wall or panel mount, horizontal or vertical card orientation. Subracks with dividers for mixed card sizes. Backplanes and plug-in power supplies available. Custom configuration and integration available (contact factory)



CCA28-64-01 with perforated top/bottom covers and Vector 7-slot VME64x backplane

www.vectorelect.com



CCA26-36-01 with perforated top/bottom covers and Vector cPCI 8-slot backplane

800-423-5659