



# Coaxial Cable

## 141 SMNM Model Series

50Ω DC to 18 GHz



CASE STYLE: KQ1668-XX

XX= cable length in inches

### The Big Deal

- SMA to N-Type Connection
- Excellent Return Loss and Insertion Loss
- Tight Bend Radius (8mm min.)
- Ideal for interconnect of assembled systems

### Product Overview

141 SMNM+ series Hand-Flex coaxial cables are ideal for integrating coaxial components and sub-systems in tight spaces and dense system configurations. SMA to N-Type connection avoids need for an adapter between components with SMA-F and N-F connection ports, reducing system cost and improving reliability. Sturdy, hand-formable cable construction maintains shape after bending with bend-radius as small as 8mm. 141 SMNM+ coaxial cables have the advantages of wide frequency range and excellent return loss and insertion loss. Available in a variety of lengths.

### Key Features

Feature	Advantages
Hand-Formable	141 SMNM+ series Hand-Flex cables avoid the need for cable-bending tools, alleviating the risk of damage during bending processes typical of semi-rigid cable assemblies.
Tight Bend Radius	Capable of bending to radii as small as 8mm, the 141 SMNM+ series is ideal for making connections in tight spaces and dense system assemblies.
Excellent Return loss	Typical return loss of 25 dB to 6 GHz and 18 dB to 18 GHz makes the 141 SMNM+ series ideal for interconnecting a wide variety of RF components while minimizing VSWR ripple contribution due to mating cables & connectors.
High Power Handling Capability: <ul style="list-style-type: none"> <li>• 546W at 0.5 GHz</li> <li>• 90W at 18 GHz</li> </ul>	Mini-Circuits 141 SMNM+ series cables can support medium to high RF power levels and can be used in the transmit path. (NOTE: power rating at sea-level).
Built-in Anti-torque Nut	Supports the connector bodies during installation, preventing stress to the connector/cable interface.
SMA-Male / N-Male connectors	Eliminates need for adapter when connecting to SMA-F and N-F connectors, reducing cost and improving reliability.

#### Notes

- A. Performance and quality attributes and conditions not expressly stated in this specification document are intended to be excluded and do not form a part of this specification document.  
B. Electrical specifications and performance data contained in this specification document are based on Mini-Circuit's applicable established test performance criteria and measurement instructions.  
C. The parts covered by this specification document are subject to Mini-Circuits standard limited warranty and terms and conditions (collectively, "Standard Terms"); Purchasers of this part are entitled to the rights and benefits contained therein. For a full statement of the Standard Terms and the exclusive rights and remedies thereunder, please visit Mini-Circuits' website at [www.minicircuits.com/MCLStore/terms.jsp](http://www.minicircuits.com/MCLStore/terms.jsp)





# Coaxial Cable

50Ω 8 inch DC to 18 GHz

## 141-8SMNM+

### Maximum Ratings

Operating Temperature	-55°C to 105°C	
Storage Temperature	-55°C to 105°C	
Power Handling at 25°C, Sea Level	141-8SMNM+ at 0.5 GHz	141-8SMNM+ at 18 GHz
	546W at 1 GHz	90W at 18 GHz
	273W at 2 GHz	
	156W at 6 GHz	
	121W at 10 GHz	
	90W at 18 GHz	

Permanent damage may occur if any of these limits are exceeded.

### Features

- Wideband frequency coverage, DC to 18 GHz
- Low Loss, 0.7 dB at 18 GHz
- Excellent Return Loss, 22 dB at 18 GHz
- Hand formable to almost any custom shape without special bending tools
- 8mm bend radius for tight installations
- Anti-torque nut prevents cable stress during installation
- Insulated outer jacket standard
- **Ideal for interconnect of assembled systems**

### Applications

- Replacement for custom bent 0.141" semi-rigid cables
- Communication receivers and transmitters
- Military and aerospace system
- Environmental and test chambers



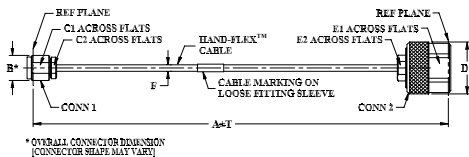
CASE STYLE: KQ1668-8

Connectors	Model
SMA-Male / N-Male	141-8SMNM+

**+RoHS Compliant**

The +Suffix identifies RoHS Compliance. See our web site for RoHS Compliance methodologies and qualifications

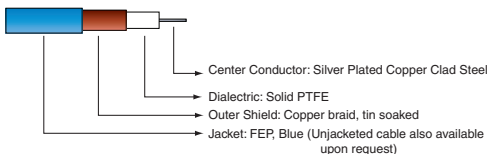
### Outline Drawing



### Outline Dimensions (inch/mm)

A	B	C1	C2	D
8.0	.36	.313	.250	.88
203.20	9.14	7.95	6.35	22.35
E1	E2	F	T	wt
.750	.375	.163±.004	.10	grams
19.05	9.53	4.14±0.10	2.54	42.44

### Cable Construction



SMA-Male Connector:  
Coupling Nut: Stainless Steel Passivated  
Body: Stainless Steel Gold Plated  
Center Pin: Silver Plated Copper Clad Steel

N-Male Connector:  
Coupling Nut: Brass, Nickel Plated  
Body: Brass, Nickel Plated  
Center Pin: Brass, Gold Plated

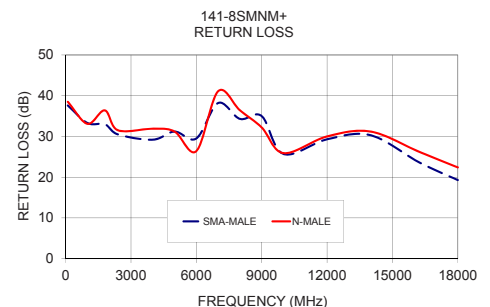
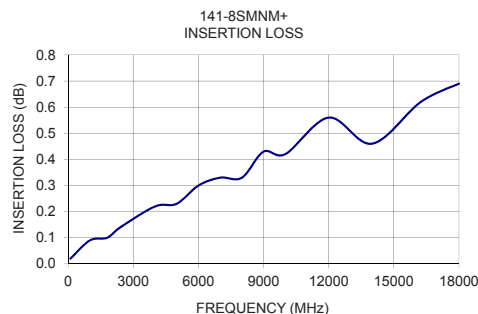
### Electrical Specifications at 25°C

Parameter	Condition (GHz)	Min.	Typ.	Max.	Unit
Frequency Range		DC		18	GHz
Length <sup>1</sup>			8		inches
Insertion Loss	DC - 2	—	0.18	0.31	dB
	2 - 6	—	0.42	0.56	
	6 - 10	—	0.54	0.74	
	10 - 18	—	0.86	1.04	
Return Loss	DC - 2	23	29	—	dB
	2 - 6	23	26	—	
	6 - 10	17	25	—	
	10 - 18	17	18	—	

1. Custom sizes available, consult factory.

### Typical Performance Data

Frequency (MHz)	Insertion Loss (dB)	Return Loss (dB)	
		SMA-Male	N-Male
100	0.02	37.6	38.5
1000	0.09	33.3	33.1
1800	0.10	33.0	36.4
2404	0.14	30.5	31.5
4001	0.22	29.2	31.9
5000	0.23	31.2	31.2
6000	0.30	29.5	26.4
7001	0.33	38.2	41.1
8001	0.33	34.3	36.4
9000	0.43	35.0	32.2
10000	0.42	25.7	25.9
12001	0.56	29.3	30.0
14001	0.46	30.3	31.2
16242	0.62	23.6	26.2
18000	0.69	19.3	22.4



### Notes

- Performance and quality attributes and conditions not expressly stated in this specification document are intended to be excluded and do not form a part of this specification document.
- Electrical specifications and performance data contained in this specification document are based on Mini-Circuit's applicable established test performance criteria and measurement instructions.
- The parts covered by this specification document are subject to Mini-Circuits standard limited warranty and terms and conditions (collectively, "Standard Terms"); Purchasers of this part are entitled to the rights and benefits contained therein. For a full statement of the Standard Terms and the exclusive rights and remedies thereunder, please visit Mini-Circuits' website at [www.minicircuits.com/WCLStore/terms.jsp](http://www.minicircuits.com/WCLStore/terms.jsp)



[www.minicircuits.com](http://www.minicircuits.com) P.O. Box 350166, Brooklyn, NY 11235-0003 (718) 934-4500 sales@minicircuits.com

Rev. B  
M167677  
141-8SMNM+  
RK/CP/AM  
180504